

# ICC-ES Evaluation Report

ESR-1456

Reissued August 2025


This report also contains:

- [CA Supplement](#)

Subject to renewal August 2026

ICC-ES Evaluation Reports are not to be construed as representing aesthetics or any other attributes not specifically addressed, nor are they to be construed as an endorsement of the subject of the report or a recommendation for its use. There is no warranty by ICC Evaluation Service, LLC, express or implied, as to any finding or other matter in this report, or as to any product covered by the report.

Copyright © 2025 ICC Evaluation Service, LLC. All rights reserved.

<p><b>DIVISION: 07 00 00— THERMAL AND MOISTURE PROTECTION</b></p> <p><b>Section: 07 54 00— Thermoplastic Membrane Roofing</b></p>	<p><b>REPORT HOLDER:</b></p> <p><b>SEAMAN CORPORATION</b></p>	<p><b>EVALUATION SUBJECT:</b></p> <p><b>FIBERTITE® AND STYLE 80® SINGLE-PLY ROOFING MEMBRANES: FIBERTITE®, FIBERTITE®-XT, FIBERTITE®-SM, FIBERTITE®-XTreme, FIBERTITE®-XTREME FB, FIBERTITE®-FB, FIBERTITE®-XT FB, FIBERTITE®-SM FB, STYLE 80®, STYLE 80®- M, STYLE 80® FB AND STYLE 80®-M FB</b></p>	
---	---	---	---

## 1.0 EVALUATION SCOPE

Compliance with the following codes:

- 2021, 2018, 2015, 2012 and 2009 [International Building Code® \(IBC\)](#)
- 2013 *Abu Dhabi International Building Code (ADIBC)*<sup>†</sup>

<sup>†</sup>The ADIBC is based on the 2009 IBC. 2009 IBC code sections referenced in this report are the same sections in the ADIBC.

Properties evaluated:

- Weather resistance
- Roof-covering fire classification
- Wind uplift resistance
- Impact resistance

## 2.0 USES

FiberTite® and Style 80® roofing membranes are single-ply membranes used as roof covering in ballasted, adhered and mechanically fastened Class A or B membrane roof covering systems, on new or existing roofs.

## 3.0 DESCRIPTION

### 3.1 General:

The FiberTite® and Style 80® roof covering systems described in this report consist of single-ply membranes complying with ASTM D6754, insulation (where used), barrier board or slip sheet (where used), flashing, adhesives, and mechanical fasteners. The systems are installed on combustible or noncombustible roof decks.

### 3.2 FiberTite® and Style 80® Roofing Membranes:

**3.2.1 FiberTite®:** FiberTite® membrane is a single-ply membrane complying with ASTM D6754 consisting of a kethone ethylene ester (KEE) reinforced with a knitted polyester fabric. The membrane is nominally 36 mils [0.036 inch (0.91 mm)] thick and is available in conventional rolls 74 inches and 100 inches wide by 120 feet (1.9 and 2.5 m by 36.6 m) long.

**3.2.2 FiberTite®-XT:** FiberTite®-XT membrane is the same formulation as the FiberTite membrane, but is nominally 50 or 60 mils [0.05 or 0.06 inches (1.27 mm or 1.52mm)] thick. FiberTite®-XT is available in the same widths and length as the FiberTite membrane.

**3.2.3 FiberTite®-SM:** FiberTite®-SM membrane is similar to the FiberTite membrane, but has a modified KEE back coat and is nominally 45 or 60 mils [0.045 or 0.06 inches (1.14 or 1.52 mm)] thick. The 45-mil FiberTite-SM membrane is available in the same widths and length as the FiberTite membrane. The 60-mil FiberTite-SM membrane is available in conventional rolls 100 inches (2.5 m) wide and up to 120 feet (36.6 m) long.

**3.2.4 FiberTite®-XTreme:** FiberTite®-XTreme membrane is similar to FiberTite membrane, but has a modified KEE back coat and is nominally 60 or 90 mils [0.06 or 0.09 inches (1.52 or 2.29 mm)] thick. FiberTite®-XTreme is available in conventional rolls 100 inches (2.5 m) wide by 120 feet (36.6 m) long.

**3.2.5 FiberTite®-FB (Fleece Back):** FiberTite®-FB (Fleece Back) membrane is of the same formulation as the FiberTite® membrane, but has a 4-ounce-per-square-yard (135 g/m<sup>2</sup>), polyester, nonwoven fabric fleece heat-bonded to the back side. FiberTite® FB is nominally 36 mils [0.036 inches (0.91 mm)] thick and is available in conventional rolls 100 inches (2.5 m) wide by 80 feet (24.4 m) long.

**3.2.6 FiberTite®-XT FB (Fleece Back):** FiberTite®-XT FB membrane is similar to FiberTite-XT, but has a 4-ounce-per-square-yard (135 g/m<sup>2</sup>), non-woven polyester felt heat-bonded to the back side of the membrane. FiberTite®-XT FB is nominally 50 or 60 mils [0.05 or 0.06 inches (1.27 or 1.52 mm)] thick and is available in conventional rolls 100 inches (2.5 m) wide by 80 feet (24.4 m) long.

**3.2.7 FiberTite®-SM FB (Fleece Back):** FiberTite®-SM FB membrane is similar to FiberTite-SM, but has a 4-ounce-per-square-yard (135 g/m<sup>2</sup>), non-woven polyester felt heat-bonded to the back side of the membrane. FiberTite®-SM FB is nominally 45 or 60 mils [0.045 or 0.06 inches (1.14 or 1.52 mm)] thick and is available in conventional rolls 100 inches (2.54 m) wide and up to 120 feet (36.6 m) long.

**3.2.8 FiberTite®-XTreme FB (Fleece Back):** FiberTite®-XTreme FB membrane is similar to FiberTite®-XTreme, but has a 4-ounce-per-square-yard (135 g/m<sup>2</sup>), non-woven polyester felt heat-bonded to the back side of the membrane. FiberTite®-XTreme FB is nominally 60 mils [0.06 inches (1.52 mm)] thick and is available in conventional rolls 100 inches (2.5 m) wide and up to 120 feet (36.6 m) long.

**3.2.9 Style 80®:** Style 80® membrane is similar to FiberTite® membrane, but is nominally 45 or 60 mils [0.045 or 0.06 inches (1.14 or 1.52 mm)] thick. Style 80® is available in the same widths and length as the FiberTite membrane.

**3.2.10 Style 80®-M:** Style 80®-M membrane is similar to the Style 80 membrane, but has a modified KEE back coat and is nominally 45 or 60 mils [0.045 or 0.06 inches (1.14 or 1.52 mm)] thick. Style 80®-M is available in the same widths and length as the FiberTite membrane.

**3.2.11 Style 80® FB (Fleece Back):** Style 80® FB membrane is similar to Style 80, but has a 4-ounce-per-square-yard (135 g/m<sup>2</sup>), non-woven polyester felt heat-bonded to the back side of the membrane. Style 80® FB is nominally 45 or 60 mils [0.045 or 0.06 inches (1.14 or 1.52 mm)] thick and is available in conventional rolls 100 inches (2.5 m) wide and up to 100 feet (36.6 m) long.

**3.2.12 Style 80®-M FB (Fleece Back):** Style 80®-M FB membrane is similar to Style 80-M, but has a 4-ounce-per-square-yard (135 g/m<sup>2</sup>), non-woven polyester felt heat-bonded to the back side of the membrane. Style 80®-M FB is nominally 45 or 60 mils [0.045 or 0.06 inches (1.14 or 1.52 mm)] thick and is available in conventional rolls 100 inches (2.5 m) wide and up to 100 feet (36.6 m) long.

### 3.3 Insulation:

Foam plastic insulation, where used, must have a flame-spread index of not more than 75 when tested in accordance with ASTM E84 or UL 723 at the maximum thickness intended for use. Polyisocyanurate and polystyrene rigid cellular foam plastic thermal insulation specified in [Tables 1](#) through [7](#) must comply, respectively, with ASTM C1289 Type I or Type II, and ASTM C578. Polyisocyanurate composite boards must comply with ASTM C1289 Type III, IV, V or VI. Wood fiberboard must comply with ASTM C208. Perlite board must comply with ASTM C728. See [Tables 1](#) through [7](#) for insulations for use with specific roof covering systems.

### 3.4 Barrier Board:

Barrier board, where used, must be one of the following:

- Minimum 1/4-inch-thick (6.4 mm) DensDeck or DensDeck Prime manufactured by Georgia-Pacific Gypsum LLC
- Minimum 1/4-inch-thick (6.4 mm) "SECUROCK Gypsum-Fiber Roof Board" manufactured by USG Corporation
- Minimum 5/8-inch-thick (15.9 mm) gypsum wallboard
- Minimum 1/2-inch-thick (12.7 mm) High Density Wood Fiberboard

### 3.5 Slip sheet:

Slip sheet, where used, must be either of the following:

- One-ply, "FR-50," manufactured by Atlas Roofing
- Two-ply, "FR-10," manufactured by Atlas Roofing

### 3.6 Fasteners:

Fasteners, used to mechanically fasten insulation and membranes to the roof deck, must be corrosion-resistant and may be any of the FiberTite® insulation and membrane fasteners and plates summarized in this section or noted in [Tables 6](#) and [7](#) of this report. Attachment of fasteners must be in accordance with [Tables 6](#) or [7](#).

**3.6.1 FiberTite® #12 Fastener:** A No. 12 carbon steel screw used to attach insulation to steel and wood decks. Fastener length must be sufficient to penetrate through the steel or into the wood deck a minimum of 1/2 inch (12.7 mm).

**3.6.2 FiberTite® #14 Fastener:** A No. 14 carbon steel screw used in combination with the FiberTite® 3-in Steel Plate to attach insulation to steel, wood, or structural concrete deck. Fastener length must be sufficient to penetrate through the steel or into the wood deck a minimum of 3/4 inch (19.1 mm) and into the concrete deck a minimum of 1 inch (25.4 mm).

**3.6.3 FiberTite® 3-in Steel Plate:** A 3-inch-diameter (76.2 mm), 0.032-inch-thick (0.82 mm) steel plate used in combination with the corresponding FiberTite® fasteners to attach insulation to roof deck.

**3.6.4 FiberTite® Magnum Fastener:** A No. 15 carbon steel screw used in combination with the FiberTite® Magnum Stress Plates to attach the membrane to steel, wood, or structural concrete deck. Fastener length must be sufficient to penetrate through the steel or into the wood deck a minimum of 3/4 inch (19.1 mm) and into the concrete deck a minimum of 1 inch (25.4 mm).

**3.6.5 FiberTite® Magnum Stress Plate:** A 2.5-inch-by-1.5-inch (64 mm by 38 mm), No. 18 gage (0.048 inch), galvalume steel plate used in combination with the FiberTite® Magnum Fastener to attach the membrane to the roof deck.

**3.6.6 FiberTite® Magnum-T Fastener:** A No. 15 carbon steel screw with #3 phillips drive, modified truss head used in combination with the FiberTite® Magnum-R275 plate to attach the membrane to steel or wood decks. Fastener length must be sufficient to penetrate through the steel or into the wood deck a minimum of 3/4 inch (19.1 mm).

**3.6.7 FiberTite® #14 T Fastener:** A No. 14 carbon steel screw with #3 phillips drive, modified truss head used in steel, wood or concrete decks. Fastener length must be sufficient to penetrate through the steel or into the wood deck a minimum of 3/4 inch (19.1 mm) or a minimum of 1 inch (25.4 mm) for concrete deck.

**3.6.8 FiberTite® Magnum-R275:** A 2.75-inch-diameter (70 mm), 0.040-inch-thick (1 mm), galvalume steel stress plate for use with the FiberTite® Magnum-T Fastener to attach the membrane to the roof deck.

**3.6.9 FiberTite® IPM T:** A 3 inch diameter (76.2 mm), 0.017-inch-thick (0.43 mm), galvalume steel stress plate for use with approved FiberTite fasteners to attached insulation, coverboards and base sheets to decks.

**3.6.10 FiberTite® Magnum2s Stress Plates:** A 2.38-inch-diameter (60.5 mm), 0.036-inch-thick (0.9 mm), galvalume plate used in combination with the FiberTite® Magnum Fastener to attach the membrane to the roof deck.

**3.6.11 FiberTite® Magnum Plus Stress Plates:** A 1.5-inch-wide-by-2.75-inch-long (38 mm by 70 mm), 0.047-inch-thick (1.2 mm), galvalume steel plate used in combination with the FiberTite® Magnum Fastener to attach the membrane to the roof deck.

**3.6.12 FTR IW-Plates:** A 3 inch diameter (76.2 mm), 0.03-inch-thick (0.76 mm), galvanized steel stress plate with PVC coating for use in FiberTite Induction Welded Roofing Systems.

### 3.7 Adhesives:

**3.7.1 FTR 190:** FTR 190 is a solvent-based contact adhesive for bonding non-fleece-backed FiberTite® and Style 80 membranes to compatible substrates. FTR 190 is applied to both the substrate and the underside of the membrane with a net coverage of 50 square feet (4.65 m<sup>2</sup>) per gallon (3.78 L). The adhesive has a shelf life of one year when stored in unopened containers at temperatures between 50°F and 80°F (10°C and 27°C).

**3.7.2 FTR 190e:** FTR 190e is a solvent-based bonding adhesive for bonding non-fleece-backed membranes to compatible substrates. It has a net coverage of 50 square feet (4.65 m<sup>2</sup>) per gallon (3.78 L). The adhesive has a shelf life of one year when stored in unopened containers at temperatures between 50°F and 80°F (10°C and 27°C).

**3.7.3 FTR 290:** FTR 290 is a one-side application (substrate only) solvent-based adhesive for bonding fleece-backed "FB" membranes to compatible substrates. It has a coverage of 90 square feet (8.37 m<sup>2</sup>) per gallon (3.78 L). The adhesive has a shelf life of six months when stored in unopened containers at temperatures between 40°F and 80°F (4°C and 27°C).

**3.7.4 FTR 390:** FTR 390 is a water vehicle, rubberized asphalt adhesive designed for bonding fleece-backed "FB" membranes to compatible substrates. It is applied to the substrate with a coverage of 60 square feet (5.58 m<sup>2</sup>) per gallon (3.78 L). The adhesive has a shelf life of six months when stored in unopened containers at temperatures between 50°F and 80°F (10°C and 27°C).

**3.7.5 FTR 490:** FTR 490 is a one-side application (substrate only), water-based adhesive used for bonding fleece-backed "FB" membranes to compatible substrates. It is applied to the substrate with a coverage of between 100 and 150 square feet (9.3 to 13.9 m<sup>2</sup>) per gallon (3.78 L), as noted in the tables of this report. The adhesive has a shelf life of one year when stored in unopened containers at temperatures between 50°F and 80°F (10°C and 27°C).

**3.7.6 FTR 601:** FTR 601 is a two-part, one-step, adhesive used to secure insulation boards to poured-gypsum substrates and/or cover boards to insulation. It has a coverage of 600 square feet (55.74 m<sup>2</sup>) per case, with each case containing four 0.40-gallon (1.5 L) cartridges of adhesive. The adhesive has a shelf life of one year when stored unopened at temperatures between 65°F and 85°F (18°C and 29°C).

**3.7.7 FTR 601 PG:** FTR 601 PG is a two-part, one-step, adhesive used to secure insulation boards to poured-gypsum substrates and/or cover boards to insulation. It has a coverage of 600 square feet (55.74 m<sup>2</sup>) per case, with each case containing four 0.40-gallon (1.5 L) cartridges of adhesive. The adhesive has a shelf life of one year when stored unopened at temperatures between 65°F and 85°F (18°C and 29°C).

**3.7.8 FTR SBS Adhesive:** FTR SBS Adhesive is an elastomeric, one-part asphalt modified urethane adhesive used to adhere membranes to compatible substrates. It is applied to the substrate with a coverage of 50 to 60 square feet (4.6 to 5.6 m<sup>2</sup>) per gallon. The adhesive has a shelf life of 9 months when stored unopened at temperatures between 60°F and 80°F (15°C and 27°C).

**3.7.9 Alpha-Tite Bonding Adhesive:** Alpha-Tite Bonding Adhesive is a solvent-based bonding adhesive for bonding non-fleece-backed membranes to compatible substrates. It has a net coverage of 50 square feet (4.65 m<sup>2</sup>) per gallon (3.78 L). The adhesive has a shelf life of one year when stored in unopened containers at temperatures between 60°F and 80°F (15°C and 27°C).

**3.7.10 Millennium One Step Adhesive:** Millennium One Step Adhesive is a two-part, one-step, adhesive used to secure insulation boards to poured-gypsum substrates and/or cover boards to insulation. It has a coverage of 600 square feet (55.74 m<sup>2</sup>) per case, with each case containing four 0.40-gallon (1.5 L) cartridges of adhesive. The adhesive has a shelf life of one year when stored unopened at temperatures between 65°F and 85°F (18°C and 29°C).

**3.7.11 Millenium Hurricane Force Membrane Adhesive:** Millennium Hurricane Force Membrane Adhesive is an elastomeric, one-part asphalt modified urethane adhesive used to adhere membranes to compatible substrates. It is applied to the substrate with a coverage of 40 to 50 square feet (3.7 to 4.6 m<sup>2</sup>) per gallon. The adhesive has a shelf life of one year when stored unopened at temperatures between 60°F and 80°F (15°C and 27°C).

**3.7.12 COLPLY EF Adhesive:** COLPLY EF Adhesive, produced by SOPREMA, is a single-component polymeric adhesive. It has a coverage of 1.5 to 2.0 gal per 100 square feet. The adhesive has a shelf life of one year when stored unopened at temperatures between 65°F and 85°F (18°C and 29°C).

**3.7.13 OlyBond 500:** OlyBond 500, produced by OMG, is a two component polyurethane adhesive used to adhere insulation to various substrates. The adhesive has a coverage rate of 100 square feet per gallon (2.5 m<sup>2</sup>/L). The adhesive is supplied in 1,500 ml cartridges or 10 gal. box sets and has a shelf life of one year when stored unopened at temperatures between 55°F and 85°F (13°C and 29°C).

**3.7.14 OlyBond 500 Green:** OlyBond 500 Green, produced by OMG, is a VOC free, two component polyurethane adhesive used to adhere insulation to various substrates. The adhesive has a coverage rate of 10 to 20 squares per set or 4 to 6 squares per case. The adhesive is supplied in tube or box sets and has a shelf life of one year when stored unopened at temperatures between 45°F and 95°F (7°C and 35°C).

**3.7.15 Polyset CR-20:** Polyset CR-20 produced by ICP Adhesives and Sealants, Inc., is a two component elastomeric polyurethane adhesive. The membrane adhesive is spray-applied to the substrate in an evenly distributed splatter pattern with a thickness between 1/4 to 1/2 inch. The adhesive is supplied in a two-part kit, each kit with a coverage rate of 1800 to 2000 square feet (167.2-185.8 m<sup>2</sup>). The adhesive has a shelf life of 18 months when stored unopened at temperatures between 45°F and 95°F (7°C and 35°C).

**3.7.16 Polyset Board Max:** Polyset Board-Max, produced by ICP Adhesives and Sealants, Inc., is a low-rise, two component polyurethane adhesive used to adhere insulation to various substrates. The adhesive is supplied in a two-part kit, each kit with a coverage rate of 8,900 square feet (827 m<sup>2</sup>), and has a shelf life of one year when stored unopened at temperatures between 60°F and 90°F (16°C and 32°C).

### 3.8 Impact Resistance:

The FiberTite<sup>®</sup> and Style 80<sup>®</sup> Roofing Membranes described in this report meet requirements for impact resistance in accordance with Section 4.6 of FM 4470.

## 4.0 INSTALLATION

### 4.1 General:

Installation and application of the FiberTite<sup>®</sup> and Style 80<sup>®</sup> roofing membranes must comply with the IBC, the manufacturer's published installation instructions, and this report. The manufacturer's published installation instructions must be available at the jobsite at all times during installation.

The substrate to which the membrane is to be applied must be clean, dry, and free of frost, loose fasteners, and other protrusions or contaminants that might interfere with the adhesion or attachment of the membrane or that might puncture the membrane. All materials must be protected against contact with incompatible materials in accordance with the manufacturer's published installation instructions.

The slope of the roof on which the FiberTite<sup>®</sup> and Style 80<sup>®</sup> membranes are installed must be a minimum of 1/4:12 (2 percent slope) and must not be more than the maximum slope indicated for the particular assembly as shown in [Tables 1](#) through [5](#).

Penetrations and terminations of the roof covering must be flashed and made weather-tight in accordance with the requirements of the membrane manufacturer and the IBC.

### 4.2 Fire Classification:

**4.2.1 New Construction:** Roof assemblies which include the single-ply roofing membranes described in, and installed in accordance with, this report are classified as Class A or B roof assemblies in accordance with ASTM E108 or UL 790, as noted in [Tables 1](#) through [3](#).

**4.2.2 Reroofing:** Prior to installation of new roof coverings, inspection in accordance with 2021 IBC Section 1512 [2018 and 2015 IBC Section 1511 (2012 and 2009 IBC Section 1510)] and approval from the code official, are required. See [Tables 4](#) and [5](#) for fire classification of reroofing systems.

Class A, B or C roof coverings, as provided below, may be installed over existing classified roof assemblies without additional roof classification tests, provided the resulting classification is the lower of the new and existing roofing classification.



- New uninsulated roof coverings installed only over existing uninsulated assemblies.
- New insulated roof coverings installed over existing uninsulated assemblies only.

### 4.3 Wind Resistance:

**4.3.1 New Construction:** The maximum allowable wind uplift pressures for the FiberTite® and Style 80® Roofing Membranes as part of roof covering systems are noted in [Tables 6](#) and [7](#). The ballasted system listed in [Table 1](#) must be designed in accordance with 2021 IBC Section 1504.5 (2018, 2015, 2012 and 2009 IBC Section 1504.4 8) and ANSI/SPRI RP-4. Metal edge securement systems for low-slope membrane roof covering systems must be listed in accordance with ANSI/SPRI/FM4435 ES-1, and designed and installed in accordance with 2021 IBC Section 1504.6 (2018, 2015, 2012, 2009 and 2006 IBC Section 1504.5) and IBC Chapter 16

As an alternative under the 2021, 2018, 2015, 2012 and 2009 IBC, the edge securement for mechanically attached membrane systems may be FiberClad 0.024-inch-thick (0.61 mm) metal edge flashing with 0.024-inch-thick (0.61 mm) galvanized cleat, where the maximum allowable load at the roof edge is 252 pounds per linear foot (375 kg/m), or FiberClad 0.024-inch-thick (0.61 mm) gravel stop flashing, where the maximum allowable load at the roof edge is 292 pounds per linear foot (435 kg/m). See [Figure 1](#).

**4.3.2 Reroofing:** Roof coverings employing mechanical fasteners must be qualified, to the satisfaction of the code official, on the adequacy of fasteners penetrating through existing roof coverings into structural substrates. The uplift resistance of adhered systems in reroofing applications is outside the scope of this report.

## 5.0 CONDITIONS OF USE:

The FiberTite® and Style 80® roofing membranes described in this report comply with, or are suitable alternatives to what is specified in, those codes indicated in Section 1.0 of this report, subject to the following conditions:

- 5.1 Installation and application of the roofing systems described herein must comply with the IBC, the manufacturer's published installation instructions, and this report. The instructions within this report govern if there are any conflicts between the manufacturer's instructions and this report.
- 5.2 The roof covering systems must be installed by installers approved and authorized by Seaman Corporation.
- 5.3 Foam plastic insulation, where used, must be separated from the interior of the building by an approved thermal barrier in accordance with IBC Section 2603.4.1.5, unless otherwise noted in an ICC-ES evaluation report on the foam plastic insulation for direct-to-steel-deck applications.
- 5.4 Foam plastic insulation, where used, must bear the label of an approved testing and listing agency indicating that the foam plastic has a flame-spread index of not more than 75 when tested in accordance with ASTM E84 or UL 723 at the maximum thickness intended for use. Except for applications where a thermal barrier is not required, total thickness of foam plastic insulation must be limited to the least of the maximum thicknesses allowed in [Tables 1](#) through [7](#), or the maximum thickness that limits the flame-spread index to not more than 75 when testing is performed in accordance with ASTM E84 or UL 723.
- 5.5 Design wind uplift pressure on any roof area, including edge and corner zones, must not exceed the allowable wind uplift pressure for the roof covering installed in that particular roof area. Refer to the allowable wind uplift pressure for systems listed in [Tables 6](#) and [7](#).
- 5.6 The allowable wind uplift pressures listed in [Tables 6](#) and [7](#) are for the roof covering only. The deck and framing to which the covering is attached must be designed for the applicable components and cladding wind loads in accordance with the IBC.
- 5.7 When application is over existing roofs, documentation of the wind uplift resistance of the composite roof construction must be submitted to the authority having jurisdiction.
- 5.8 The membranes are manufactured in Wooster, Ohio, and Bristol, Tennessee, under a quality control program with inspections by ICC-ES.

## 6.0 EVIDENCE SUBMITTED

Data in accordance with the [ICC-ES Acceptance Criteria for Membrane Roof-covering Systems \(AC75\)](#), dated July 2010 (editorially revised April 2021).

## 7.0 IDENTIFICATION

- 7.1 The ICC-ES mark of conformity, electronic labeling, or the evaluation report number (ICC-ES ESR-1456) along with the name, registered trademark, or registered logo of the report holder must be included in the product label.
- 7.2 In addition, each roll of roofing membrane bears a label noting the product name and item number (style of material, structure, grade, width and class); the report holder's name (Seaman Corporation) and address; the letters "KEE"; the ASTM Designation, "ASTM D6754"; the manufacturing location; the production date code.; the ICC-ES evaluation report number (ESR-1456).
- 7.3 The report holder's contact information is the following:

**SEAMAN CORPORATION**  
**1000 VENTURE BOULEVARD**  
**WOOSTER, OHIO 44691**  
**(800) 927-8578**  
[www.fibertite.com](http://www.fibertite.com)

TABLE 1—ROOF CLASSIFICATIONS: BALLASTED ROOFING SYSTEMS

SYSTEM NO.	ROOF CLASS	SUBSTRATE <sup>4</sup>	MAX. ROOF SLOPE	INSULATION <sup>1,2,3</sup>	MEMBRANE <sup>3</sup>	SURFACING/ COATING
1	A	Noncombustible	2:12	One or more layers of the following or combinations of the following (any thickness, except restricted to 2-inch max. when polystyrene is used alone): polystyrene, polyisocyanurate, laid loosely	FiberTite, FiberTite-SM or FiberTite-XT, laid loosely	River bottom stone, (3/4 inch to 1 1/2 inches in diam.) at 1000 lbs/square or min. 10 psf concrete blocks

For **SI**: 1 inch = 25.4 mm; 1 lb = 4.448 N; 1 psf = 47.88 Pa; 1 square = 9.29 m<sup>2</sup>.

<sup>1</sup>All foam plastic insulation must be UL classified foam plastic for roofing systems, and must be limited to the maximum thickness in accordance with Section 5.4 of this report or the maximum thickness in accordance with this table, whichever is less.

<sup>2</sup>EPS insulation boards must comply with ASTM C578. Polyisocyanurate insulation boards must comply with ASTM C1289.

<sup>3</sup>Unless otherwise specified, the insulation and membranes must be UL classified for roofing system applications.

<sup>4</sup>Steel deck must be minimum No. 22 gage galvanized steel [0.030 inch (0.76 mm)]. Concrete must have a minimum compressive strength ( $f_c$ ) of 2500 psi [minimum of 24 MPa is required under ADIBC Appendix L, Section 5.1.1].

TABLE 2—ROOF CLASSIFICATIONS: MECHANICALLY FASTENED ROOFING SYSTEMS<sup>3</sup>

SYSTEM NO.	ROOF CLASS	SUBSTRATE <sup>4</sup>	MAX. ROOF SLOPE	INSULATION / BARRIER OR COVER BOARD <sup>1,2</sup>			MEMBRANE
				BARRIER/ ANCHOR	INSULATION	COVER BOARD	
1	A	Noncombustible	2:12	---	Atlas Roofing "ACFoam II" or Johns-Manville "ENRGY 3" and Seaman's "FTR-Value", "FTR-Value A" or polyisocyanurate (2-inch-thick max.)	---	FiberTite, FiberTite-SM or FiberTite-XT
2	A	Noncombustible	1/4:12	---	Atlas Roofing "ACFoam II" or Johns-Manville "ENRGY 3" and Seaman's "FTR-Value" or "FTR-Value A" polyisocyanurate (any thickness)	---	FiberTite, FiberTite-SM or FiberTite-XT
3	A	Noncombustible	1:12	(Optional) 1/4-inch-thick Georgia-Pacific Gypsum "DensDeck," or Atlas Roofing "FR-10"	Cellular, gypsum or structural concrete	---	FiberTite, FiberTite-SM or FiberTite-XT
4	A	Combustible	Unlimited	1/4-inch-thick Georgia-Pacific Gypsum "DensDeck," with all joints staggered a minimum of 6 inches from plywood joints	(Optional) Polyisocyanurate, polystyrene, any thickness or combination	---	FiberTite, FiberTite-SM or FiberTite-XT
5	B	Combustible	1:12	5/8-inch-thick gypsum board with 6-inch offset joints from plywood deck	---	---	FiberTite, FiberTite-SM or FiberTite-XT
6	B	Combustible	1:12	5/8-inch gypsum board	---	---	FiberTite, FiberTite-SM or FiberTite-XT

For **SI**: 1 inch = 25.4 mm.



TABLE 2—ROOF CLASSIFICATIONS: MECHANICALLY FASTENED ROOFING SYSTEMS<sup>3</sup> (Continued)

SYSTEM NO.	ROOF CLASS	SUBSTRATE <sup>4</sup>	MAX. ROOF SLOPE	INSULATION / BARRIER OR COVER BOARD <sup>1,2</sup>			MEMBRANE
				BARRIER/ ANCHOR	INSULATION	COVER BOARD	
7	A	Noncombustible	2:12	---	Max. 1½-inch-thick Johns-Manville "ENRGY 3" or RMax "Multi-Max FA-3" or Hunter "H-Shield" or Atlas Roofing "ACFoam II" or Seaman's "FTR-Value H", "FTR-Value A" or "FTR-Value" polyisocyanurate insulation	---	FiberTite, FiberTite-FB, FiberTite-SM, FiberTite-SM FB, FiberTite-XT, FiberTite-XT FB, Style 80, Style 80-M, Style 80 FB, Style 80-M FB or FiberTite-XTreme
8	A	Noncombustible	2:12	---	---	Min. ½-inch-thick High-density Fiberboard	FiberTite, FiberTite-FB, FiberTite-SM, FiberTite-SM FB, FiberTite-XT, FiberTite-XT FB, Style 80, Style 80-M, Style 80 FB, Style 80-M FB or FiberTite-XTreme
9	A	Noncombustible	2:12	---	Polyisocyanurate, Polyisocyanurate Composite, Wood Fiberboard and or Perlite	(Optional) Min. ¼-inch-thick Georgia-Pacific Gypsum "DensDeck" or "DensDeck Prime"	FiberTite, FiberTite-FB, FiberTite-XT, FiberTite-XT FB, FiberTite-SM, FiberTite-SM FB, FiberTite-XTreme, Style 80, Style 80-M, Style 80 FB or Style 80-M FB
10	A	Noncombustible	2:12	Min. ½-inch-thick Georgia-Pacific Gypsum "DensDeck" or "DensDeck Prime" loose laid	Max. ½-inch-thick Pactiv "GreenGuard Insulation Board"; or ¾-inch-thick Pactiv "GreenGuard Roofing Recovery Board"	Min. ¼-inch-thick Georgia-Pacific Gypsum "DensDeck" or "DensDeck Prime" or Min. ½-inch-thick Wood Fiberboard	FiberTite, FiberTite-FB, FiberTite-XT, FiberTite-XT FB, FiberTite-SM, FiberTite-SM FB, FiberTite-XTreme, Style 80, Style 80-M, Style 80 FB or Style 80-M FB

For SI: 1 inch = 25.4 mm.

<sup>1</sup>All foam plastic insulation must be UL classified foam plastic for roofing systems, or FM approved, as applicable for the classified systems; and must be limited to the maximum thickness in accordance with Section 5.4 or the maximum thickness in accordance with this table, whichever is less.

<sup>2</sup>EPS insulation boards must comply with ASTM C578. Polyisocyanurate insulation boards must comply with ASTM C1289; Wood fiberboard must comply with ASTM C208; Perlite board must comply with ASTM C728.

<sup>3</sup>Unless otherwise specified, the barrier board, slip sheet, insulation and membranes must be UL classified for roofing system applications.

<sup>4</sup>Wood deck must be minimum 1½/32-inch-thick (11.9 mm) plywood. Steel deck must be minimum No. 22 gage galvanized steel [0.030 inch (0.76 mm)]. Concrete must have a minimum compressive strength ( $f_c$ ) of 2500 psi [minimum of 24 MPa is required under ADIBC Appendix L, Section 5.1.1].

TABLE 3A—ROOF CLASSIFICATIONS: ADHERED ROOFING SYSTEMS<sup>3</sup>

SYSTEM NO.	ROOF CLASS	SUBSTRATE <sup>4</sup>	MAX. ROOF SLOPE	INSULATION / BARRIER OR COVER BOARD				ROOF COVERING	
				BARRIER BOARD	INSULATION <sup>1,2</sup>	COVER BOARD	ATTACHMENT <sup>5</sup>	MEMBRANE	ATTACHMENT
1	A	Noncombustible	2:12	---	(Optional) Seaman's "FTR-Value," "FTR-Value A", or "FTR-Value III A" or Atlas Roofing "ACFoam II" or ACFoam III" or Johns Manville "ENRGY 3," polyisocyanurate insulation any thickness or combination	(Optional) Min. 1/4-inch-thick Georgia-Pacific Gypsum "DensDeck"	Mechanically fastened or hot asphalt	FiberTite, FiberTite-SM or FiberTite-XT	FTR-190 Bonding Adhesive at a rate of 1 gal/65-70ft <sup>2</sup>
								FiberTite-FB	FTR-290 Solvent Based Adhesive at a rate of 1 gal/100ft <sup>2</sup>
2	A	Noncombustible	2:12	---	---	---	---	FiberTite-FB	FTR-290 Solvent Based Adhesive at a rate of 1 gal/100ft <sup>2</sup>
3	A	Combustible	2:12	Min. 5/8-inch-thick gypsum board or min. 1/4-inch-thick Georgia-Pacific Gypsum "DensDeck"	(Optional) Seaman's "FTR-Value", "FTR-Value A" or "FTR-Value III A", or Atlas Roofing "ACFoam II" or ACFoam III" or Johns Manville "ENRGY 3" polyisocyanurate insulation, any thickness or combination,	---	Mechanically fastened or hot asphalt	FiberTite, FiberTite-SM or FiberTite-XT	FTR-190 Bonding Adhesive at a rate of 1 gal/65-70ft <sup>2</sup>
								FiberTite-FB	FTR-290 Solvent Based Adhesive at a rate of 1 gal/100ft <sup>2</sup>
4	A	Combustible	2:12	---	2.0-inch-thick Seaman's "FTR-Value," or Johns Manville "ENRGY 3"	---	Mechanically fastened or hot asphalt	FiberTite-XT	Alpha-Tite Bonding Adhesive roller-applied to both the underside of the roof cover and the insulation at 1 gal/100ft <sup>2</sup> .
5	A	Combustible	Unlimited	Min. 1/4-inch-thick Georgia-Pacific Gypsum "DensDeck,"	Atlas Roofing "ACFoam II" or "ACFoam III" or Johns Manville "ENRGY 3" or Seaman's "FTR-Value," "FTR-Value A" or "FTR-Value III A" polyisocyanurate insulation, any thickness or combination	---	Mechanically fastened or hot asphalt	FiberTite, FiberTite-SM or FiberTite-XT	FTR-190 Bonding Adhesive at a rate of 1 gal/65-70ft <sup>2</sup>
								FiberTite-FB	FTR-290 Solvent Based Adhesive at a rate of 1 gal/100ft <sup>2</sup>

For SI: 1 inch = 25.4 mm; 1 ft<sup>2</sup> = 0.093 m<sup>2</sup>; 100 ft<sup>2</sup> = 9.29 m<sup>2</sup>; 1 gal = 3.785 L

TABLE 3A—ROOF CLASSIFICATIONS: ADHERED ROOFING SYSTEMS<sup>3</sup> (Continued)

SYSTEM NO.	ROOF CLASS	SUBSTRATE <sup>4</sup>	MAX. ROOF SLOPE	INSULATION / BARRIER OR COVER BOARD				ROOF COVERING	
				BARRIER BOARD	INSULATION <sup>1,2</sup>	COVER BOARD	ATTACHMENT <sup>5</sup>	MEMBRANE	ATTACHMENT
6	A	Noncombustible	1/2:12	(Optional) Min. 1/4-inch-thick Georgia-Pacific Gypsum "DensDeck"	Atlas Roofing "ACFoam II" or "ACFoam III" or Johns Manville "ENRGY 3" or Seaman's "FTR-Value A" or "FTR-Value III A" polyisocyanurate insulation, any thickness or combination	---	Mechanically fastened or hot asphalt	FiberTite-FB	Hot asphalt
7	A	Noncombustible	1/2:12	---	Min. 2.0-inch-thick Atlas Roofing "ACFoam II" or Seaman's "FTR-Value A" polyisocyanurate insulation	---	Mechanically Fastened	FiberTite-FB, FiberTite-SM FB, FiberTite-XT FB, Style 80 FB, Style 80- M FB	Hot asphalt
8	A	Noncombustible	2:12	---	---	---	---	FiberTite-FB, FiberTite-XT FB, FiberTite-SM FB, Style 80 FB or Style 80-M FB	FTR-490 Water Based Bonding Adhesive at a rate of 0.83 to 1 gal/100ft <sup>2</sup>
9	A	Noncombustible	2:12	---	Max. 1 1/2-inch-thick Seaman's "FTR-Value," "FTR-Value A" or "FTR-Value H" or Johns Manville "ENRGY 3" or Atlas Roofing "ACFoam II" polyisocyanurate insulation, or RMax "Multi-Max FA-3" or Min. 1/4 -inch-thick (maximum 5/8-inch-thick) Georgia-Pacific Gypsum "DensDeck" or "DensDeck Prime"	(Optional) Additional layer of base insulation	Mechanically Fastened	FiberTite-FB, FiberTite-XT FB, FiberTite-SM FB, Style 80 FB, Style 80- M FB, FiberTite-SM, Style 80-M or FiberTite-XTreme	FTR-490 Water Based Bonding Adhesive at a rate of 0.83 to 1 gal/100ft <sup>2</sup> for FiberTite FB products; at a rate of 0.66 to 0.71 gal/100ft <sup>2</sup> for FiberTite SM, FiberTite-XTreme or Style 80-M
10	A	Noncombustible	4 1/2:12	---	---	---	---	FiberTite-FB, FiberTite-XT FB, FiberTite-SM FB or Style 80-M FB	Adhered with Polyset CR-20 in a spatter application with a min. 1 1/2-inch-wide heat weld on every 3-inch-wide seam

For SI: 1 inch = 25.4 mm; 1 ft<sup>2</sup> = 0.093 m<sup>2</sup>; 100 ft<sup>2</sup> = 9.29 m<sup>2</sup>; 1 gal = 3.785 L

TABLE 3A—ROOF CLASSIFICATIONS: ADHERED ROOFING SYSTEMS<sup>3</sup> (Continued)

SYSTEM NO.	ROOF CLASS	SUBSTRATE <sup>4</sup>	MAX. ROOF SLOPE	INSULATION / BARRIER OR COVER BOARD				ROOF COVERING	
				BARRIER BOARD	INSULATION <sup>1,2</sup>	COVER BOARD	ATTACHMENT <sup>5</sup>	MEMBRANE	ATTACHMENT
11	A	Noncombustible	4:12	Min. 1/2-inch-thick Georgia-Pacific Gypsum "DensDeck, DensDeck Prime" or USG "SECUROCK Gypsum Fiber Roof Board"	Min. 1 1/2-inch-thick Dow "Styrofoam DECKMATE Plus FA"	Min. 1/2-inch-thick Georgia-Pacific Gypsum "DensDeck Prime"	Mech. fastened	FiberTite-FB, FiberTite-XT FB, FiberTite-SM FB or Style 80-M FB	Adhered with Polyset CR-20 in a spatter application with a min. 1 1/2-inch-wide heat weld on every 3-inch-wide seam
12	A	Noncombustible	4:12	---	Min. 1 1/2-inch-thick polyisocyanurate insulation	Min. 1/2-inch-thick Georgia-Pacific Gypsum "DensDeck Prime"	Mech. fastened	FiberTite-FB, FiberTite-XT FB, FiberTite-SM FB or Style 80-M FB	Adhered with Polyset CR-20 in a spatter application with a min. 1 1/2-inch-wide heat weld on every 3-inch-wide seam
13	A	Noncombustible	4 1/2:12	Min. 1/2-inch-thick Georgia-Pacific Gypsum "DensDeck, DensDeck Prime" or USG "SECUROCK Gypsum Fiber Roof Board"	Min. 1 1/2-inch-thick Dow "Styrofoam DECKMATE Plus FA"	Min. 1/2-inch-thick USG "SECUROCK Gypsum Fiber Roof Board"	Mech. fastened	FiberTite-FB, FiberTite-XT FB, FiberTite-SM FB or Style 80-M FB	Adhered with Polyset CR-20 in a spatter application with a min. 1 1/2-inch-wide heat weld on every 3-inch-wide seam
14	A	Noncombustible	4 1/2:12	---	Min. 1 1/2-inch-thick polyisocyanurate insulation	Min. 1/2-inch-thick USG "SECUROCK Gypsum Fiber Roof Board"	Mech. fastened	FiberTite-FB, FiberTite-XT FB, FiberTite-SM FB or Style 80-M FB	Adhered with Polyset CR-20 in a spatter application with a min. 1 1/2-inch-wide heat weld on every 3-inch-wide seam
15	A	Combustible	5:12	---	---	Min. 1/4-inch-thick USG "SECUROCK Gypsum Fiber Roof Board"	FTR-601 PG	FiberTite-FB, FiberTite-XT FB, FiberTite-SM FB or Style 80-M FB	Adhered with FTR-601 PG in a spatter application at a rate of 4 lbs/sq.

For SI: 1 inch = 25.4 mm; 1 ft<sup>2</sup> = 0.093 m<sup>2</sup>; 100 ft<sup>2</sup> = 9.29 m<sup>2</sup>; 1 gal = 3.785 L

<sup>1</sup>All foam plastic insulation must be UL classified foam plastic for roofing systems, and must be limited to the maximum thickness in accordance with Section 5.4 or the maximum thickness in accordance with this table, whichever is less.

<sup>2</sup>EPS insulation boards must comply with ASTM C578. Polyisocyanurate insulation boards must comply with ASTM C1289.

<sup>3</sup>Unless otherwise specified, the barrier board, insulation and membranes must be UL classified for roofing system applications.

<sup>4</sup>Wood deck must be minimum 1 5/32-inch-thick (11.9 mm) plywood. Steel deck must be minimum No. 22 gage galvanized steel [0.030 inch (0.76 mm)]. Concrete must have a minimum compressive strength (*f*<sub>c</sub>) of 2500 psi [minimum of 24 MPa is required under ADIBC Appendix L, Section 5.1.1].

<sup>5</sup>Hot asphalt must be applied at a rate of 25 gallons per 100 ft<sup>2</sup>.

TABLE 3B—ROOF CLASSIFICATIONS: ADHERED MULTI-PLY ROOFING SYSTEMS<sup>3</sup>

SYSTEM NO.	ROOF CLASS	SUBSTRATE <sup>4</sup>	MAX. ROOF SLOPE	BARRIER / VAPOR RETARDER	INSULATION <sup>1,2,3</sup>	COVER BOARD	ROOF COVERING <sup>5</sup>		
							BASE SHEET	PLY SHEET	CAP SHEET
1	A	Noncombustible	1/2:12	FiberTite SBS TG Base or FiberTite SBS 190 TG Base, torch applied	Min. 1 1/2-inch-thick Seaman "FTR Value A" or "FTR Value H" adhered with FTR 601 adhesive	---	(Optional) FiberTite SBS Base, hot asphalt applied	FiberTite SBS 190 Base or FiberTite SBS Base, hot asphalt applied	FiberTite FB, FiberTite SM FB, FiberTite XT FB, Style 80 M FB, adhered with hot asphalt or FTR-390 applied at 1.67 gal/100 ft <sup>2</sup>
2							FiberTite SBS 190 Base, hot asphalt applied	FiberTite SBS 190 Base, hot asphalt applied	
3	A	Noncombustible	1/2:12	---	Min. 1 1/2-inch-thick Seaman "FTR Value A" or "FTR Value H", hot asphalt applied	Min. 1/4-inch-thick Georgia-Pacific Gypsum "DensDeck Prime" or USG "SECURROCK Gypsum Fiber Roof Board"	(Optional) FiberTite SBS Base, hot asphalt applied	FiberTite SBS 190 Base or FiberTite SBS Base, hot asphalt applied	FiberTite FB, FiberTite SM FB, FiberTite XT FB, Style 80 M FB, adhered with hot asphalt or FTR-390 applied at 1.67 gal/100 ft <sup>2</sup>
4							FiberTite SBS 190 Base, hot asphalt applied or FiberTite SBS 190 TG Base, torch applied	FiberTite SBS 190 Base, hot asphalt applied or FiberTite SBS 190 TG Base, torch applied	
5							(Optional) FiberTite SBS TG Base, torch applied	FiberTite SBS TG Base or, SBS 190 TG Base, torch applied	

For SI: 1 inch = 25.4 mm

<sup>1</sup>All foam plastic insulation must be UL classified foam plastic for roofing systems, and must be limited to the maximum thickness in accordance with Section 5.4 or the maximum thickness in accordance with this table, whichever is less.<sup>2</sup>EPS insulation boards must comply with ASTM C578. Polyisocyanurate insulation boards must comply with ASTM C1289.<sup>3</sup>Unless otherwise specified, the barrier board, insulation and membranes must be UL classified for roofing system applications.<sup>4</sup>Steel deck must be minimum No. 22 gage galvanized steel [0.030 inch (0.76 mm)]. Concrete must have a minimum compressive strength ( $f_c$ ) of 2500 psi [minimum of 24 MPa is required under ADIBC Appendix L, Section 5.1.1].<sup>5</sup>Hot asphalt must be applied at a rate of 25 gallons per 100 ft<sup>2</sup>.

TABLE 3C—ROOF CLASSIFICATIONS: WELDED ROOFING SYSTEMS<sup>3</sup>

SYSTEM NO.	ROOF CLASS	SUBSTRATE <sup>4</sup>	MAX. ROOF SLOPE	INSULATION / BARRIER OR COVER BOARD				ROOF COVERING	
				BARRIER BOARD	INSULATION <sup>1,2</sup>	COVER BOARD	ATTACHMENT	MEMBRANE	ATTACHMENT
WSC-1	A	Noncombustible	2:12	---	Polyisocyanurate, polyisocyanurate composite, wood fiberboard or perlite	(Optional) Georgia Pacific "DensDeck or DensDeck Prime" or polyisocyanurate insulation	Mech. fastened	FiberTite, FiberTite XTreme, FiberTite-SM, FiberTite-Xt. Style 80, or Style 80-M	Welded to RhinoBond Insulation Plates, a min. of 1 1/2-inch-wide weld on every 3-inch-wide seam
WSC-2	A	Noncombustible	5:12	---	Polyisocyanurate, polyisocyanurate composite, wood fiberboard or perlite	Min. 1/4-inch-thick USG "SECUROCK Gypsum Fiber Roof Board or SECUROCK Glass Mat Roof Board"	Mech. fastened	FiberTite, FiberTite XTreme, FiberTite-SM, FiberTite-Xt. Style 80, or Style 80-M	Welded to RhinoBond Insulation Plates, a min. of 1 1/2-inch-wide weld on every 3-inch-wide seam

For **SI**: 1 inch = 25.4 mm

<sup>1</sup>All foam plastic insulation must be UL classified foam plastic for roofing systems, and must be limited to the maximum thickness in accordance with Section 5.4 or the maximum thickness in accordance with this table, whichever is less.

<sup>2</sup>EPS insulation boards must comply with ASTM C578. Polyisocyanurate insulation boards must comply with ASTM C1289.

<sup>3</sup>Unless otherwise specified, the barrier board, insulation and membranes must be UL classified for roofing system applications.

<sup>4</sup>Steel deck must be minimum No. 22 gage galvanized steel [0.030 inch (0.76 mm)]. Concrete must have a minimum compressive strength ( $f_c$ ) of 2500 psi [minimum of 24 MPa is required under ADIBC Appendix L, Section 5.1.1].

TABLE 4—ROOF CLASSIFICATIONS: MECHANICALLY FASTENED REROOFING SYSTEMS<sup>3</sup>

SYSTEM NO.	ROOF CLASS	SUBSTRATE <sup>4</sup>	MAX. ROOF SLOPE	EXISTING UNINSULATED ROOF SYSTEM	BARRIER BOARD OR SLIP SHEET	INSULATION <sup>1,2</sup>	MEMBRANE
1	A	Combustible	Unlimited	Class A, B, or C cap sheet, smooth-surfaced BUR roof or single-ply membrane (EPDM, PVC or CPE)	One-ply Atlas Roofing "FR-50" or two plies Atlas Roofing "FR-10"	---	FiberTite, FiberTite-SM, FiberTite-Xt mechanically attached.
2	A	Noncombustible	1/2:12	Class A, B, or C cap sheet, smooth-surfaced BUR roof or single-ply membrane (EPDM, PVC or CPE)	---	a. Any UL classified polystyrene insulation, (tapered or uniform thickness), any thickness, covered with Atlas Roofing "FR-10." b. Atlas Roofing "A1" or "ACFoam II" or Johns Manville "ENRGY-3" and Seaman "FTR-Value" or "FTR-Value A" polyisocyanurate insulation, any thickness	FiberTite, FiberTite-SM, FiberTite-Xt mechanically attached.

For **SI**: 1 inch = 25.4 mm.



TABLE 4—ROOF CLASSIFICATIONS: MECHANICALLY FASTENED REROOFING SYSTEMS<sup>3</sup> (Continued)

SYSTEM NO.	ROOF CLASS	SUBSTRATE <sup>4</sup>	MAX. ROOF SLOPE	EXISTING UNINSULATED ROOF SYSTEM	BARRIER BOARD OR SLIP SHEET	INSULATION <sup>1,2</sup>	MEMBRANE
3	A	Combustible	Unlimited	Class A, B, or C cap sheet, smooth-surfaced BUR roof or single-ply membrane (EPDM, PVC or CPE)	<sup>1</sup> / <sub>4</sub> -inch-thick Georgia-Pacific Gypsum "DensDeck" mechanically fastened	---	FiberTite, FiberTite-SM, FiberTite-XT mechanically attached.
4	A	Combustible	2:12	Class A gravel-surfaced BUR (gravel-maintained)	---	Atlas Roofing "ACFoam II" or Johns Manville "ENRGY 3" and Seaman "FTR-Value" or "FTR-Value A" polyisocyanurate insulation, any thickness	FiberTite, FiberTite-SM, FiberTite-XT mechanically attached.

For **SI**: 1 inch = 25.4 mm.

<sup>1</sup>All foam plastic insulation must be UL classified foamed plastic for roofing systems, and must be limited to the maximum thickness in accordance with Section 5.4 or the maximum thickness in accordance with this table, whichever is less.

<sup>2</sup>Polystyrene insulation boards must comply with ASTM C578. Polyisocyanurate insulation boards must comply with ASTM C1289.

<sup>3</sup>Unless otherwise specified, the barrier board, slip sheet, insulation and membranes must be UL classified for roofing system applications.

<sup>4</sup>Wood deck must be minimum <sup>15</sup>/<sub>32</sub>-inch-thick (11.9 mm) plywood. Steel deck must be minimum No. 22 gage galvanized steel [0.030 inch (0.76 mm)]. Concrete must have a minimum compressive strength ( $f_c$ ) of 2500 psi [minimum of 24 MPa is required under ADIBC Appendix L, Section 5.1.1].

TABLE 5—ROOF CLASSIFICATIONS: REROOFING SYSTEMS<sup>3</sup> - ADHERED

SYSTEM NO.	ROOF CLASS <sup>5</sup>	SUBSTRATE <sup>4</sup>	MAX. ROOF SLOPE	EXISTING UNINSULATED ROOF SYSTEM	BARRIER BOARD	INSULATION <sup>1,2</sup>	ROOF COVERING	
							MEMBRANE	ATTACHMENT
1	A, B or C	Noncombustible	2:12	Class A, B, or C to retain the existing classification, uninsulated cap sheet, smooth surface BUR or single-ply membrane	(Optional) Min. <sup>1</sup> / <sub>4</sub> -inch-thick Georgia-Pacific Gypsum "DensDeck" mechanically fastened or hot asphalt	Seaman's "FTR-Value", "FTR-Value A" or "FTR-Value III A" or Atlas Roofing "ACFoam II" or "ACFoam III" or Johns Manville "ENRGY-3" polyisocyanurate insulation, any thickness or combination, mechanically fastened or hot asphalt	FiberTite, FiberTite-SM or FiberTite-XT	FTR-190 Bonding Adhesive
							FiberTite-FB, FiberTite-XT FB, FiberTite-SM FB or Style 80-M FB	FTR-290 Solvent Based Adhesive
2	A, B or C	Combustible	2:12	Class A, B, or C to retain the existing classification, uninsulated cap sheet	(Optional) Min. <sup>1</sup> / <sub>4</sub> -inch-thick Georgia-Pacific Gypsum "DensDeck" mechanically fastened or hot asphalt	Seaman's "FTR-Value", "FTR-Value A" or "FTR-Value III A" or Atlas Roofing "ACFoam II" or "ACFoam III" or Johns Manville "ENRGY 3" polyisocyanurate insulation, any thickness or combination, mechanically fastened or hot asphalt	FiberTite, FiberTite-SM or FiberTite-XT	FTR-190 Bonding Adhesive
							FiberTite-FB, FiberTite-XT FB, FiberTite-SM FB or Style 80-M FB	FTR-290 Solvent Based Adhesive

For **SI**: 1 inch = 25.4 mm; 1 gal = 3.785 L; 1 square = 9.29 m<sup>2</sup>

<sup>1</sup>All foam plastic insulation must be UL-classified foam plastic for roofing systems, and must be limited to the maximum thickness in accordance with Section 5.4 or the maximum thickness in accordance with this table, whichever is less.

<sup>2</sup>EPS insulation boards must comply with ASTM C578. Polyisocyanurate insulation boards must comply with ASTM C1289.

<sup>3</sup>Unless otherwise specified, the barrier board, insulation and membranes must be UL-Classified for roofing system applications.

<sup>4</sup>Wood deck must be minimum <sup>15</sup>/<sub>32</sub>-inch-thick (11.9 mm) plywood. Steel deck must be minimum No. 22 gage galvanized steel [0.030 inch (0.76 mm)]. Concrete must have a minimum compressive strength ( $f_c$ ) of 2500 psi [minimum of 24 MPa is required under ADIBC Appendix L, Section 5.1.1].

<sup>5</sup>Classification remains the same as that of the existing roof covering system.

TABLE 6A—WIND RESISTANCE ROOF COVERING ASSEMBLIES (MECHANICALLY ATTACHED)

SYSTEM NO.	DECK <sup>2</sup>	INSULATION <sup>1</sup>	COVER BOARD	MEMBRANE		ALLOWABLE WIND UPLIFT (PSF)
				TYPE	ATTACHMENT	
SC-1	Concrete or Grade 80 Steel	Polyisocyanurate, Polyisocyanurate Composite, Wood Fiberboard or Perlite	---	FiberTite, FiberTite-SM, FiberTite-XT, FiberTite-Xtreme, Style 80 or Style 80-M	FTR Magnum Fasteners with FTR Magnum Stress Plates or FTR Magnum Plus Stress Plates spaced 24 inches o.c. within 5-inch wide open laps in rows spaced 51 inches o.c. The roof cover side laps are sealed with a minimum 1½-inch-wide heat weld.	30
SC-2	Concrete or Grade 80 Steel	Polyisocyanurate, Polyisocyanurate Composite, Wood Fiberboard or Perlite	---	FiberTite, FiberTite-SM, FiberTite-XT, FiberTite-Xtreme, Style 80 or Style 80-M	FTR Magnum Fasteners with FTR Magnum Stress Plates or FTR Magnum Plus Stress Plates spaced 12 inches o.c. within 5-inch wide closed laps in rows spaced 120 inches o.c. The roof cover side laps are sealed with a minimum 1½-inch-wide heat weld.	30
SC-3	Concrete or Grade 80 Steel	Min. 1½-inch-thick Johns-Manville "ENRGY 3" or RMax "Multi-Max FA-3" or Hunter "H-Shield" or Atlas Roofing "ACFoam II" or Seaman's "FTR-Value H", "FTR-Value A" or "FTR-Value" polyisocyanurate insulation	(Optional) Min. ¼-inch-thick Georgia-Pacific Gypsum "DensDeck" or "DensDeck Prime" or Min. ½-inch-thick High-density Wood Fiberboard	FiberTite, FiberTite FB, FiberTite-SM, FiberTite-SM FB, FiberTite-XT, FiberTite-XT FB, Style 80, Style 80-M, Style 80 FB, Style 80-M FB, FiberTite-Xtreme or FiberTite-Xtreme FB	FTR Magnum-T fasteners and FiberTite Magnum R275 stress plates or with TruFast EHD fasteners and 2¾-inch Barbed Seam Plate or TruFast SHD Fasteners and 2¾-inch Barbed Seam Plates spaced 18 inches o.c. within the 6-inch wide side laps in rows spaced 94 inches o.c. The roof cover side laps are sealed with a minimum 1½-inch-wide heat weld.	30
SC-4	Concrete or Grade 33 Steel	Min. 1½-inch-thick Johns-Manville "ENRGY 3" or RMax "Multi-Max FA-3" or Hunter "H-Shield" or Atlas Roofing "ACFoam II" or Seaman's "FTR-Value H", "FTR-Value A" or "FTR-Value" polyisocyanurate insulation	(Optional) Min. ¼-inch-thick Georgia-Pacific Gypsum "DensDeck" or "DensDeck Prime" or Min. ½-inch-thick High-density Wood Fiberboard	FiberTite, FiberTite FB, FiberTite-SM, FiberTite-SM FB, FiberTite-XT, FiberTite-XT FB, Style 80, Style 80-M, Style 80 FB, Style 80-M FB or FiberTite-Xtreme	TruFast SHD Fasteners and 2¾-inch Barbed Seam Plates spaced 18-inches o.c. within the 6-inch wide side laps in rows spaced 94 inches o.c. The roof cover side laps are sealed with a minimum 1½-inch-wide heat weld.	30
SC-5	Concrete or Grade 80 Steel	Polyisocyanurate, Polyisocyanurate Composite, Wood Fiberboard or Perlite	---	FiberTite, FiberTite-SM, FiberTite-XT, FiberTite-Xtreme Style 80 or Style 80-M	FTR Magnum Fasteners with FTR Magnum Stress Plates or FTR Magnum Plus Stress Plates spaced 12 inches o.c. within 5-inch wide closed laps in rows spaced 104.5 inches o.c. The roof cover side laps are sealed with a minimum 1½-inch-wide heat weld.	38

For SI: 1 inch = 25.4 mm; 1 psf = 47.88 Pa

TABLE 6A—WIND RESISTANCE ROOF COVERING ASSEMBLIES—MECHANICALLY ATTACHED (Continued)

SYSTEM NO.	DECK <sup>2</sup>	INSULATION <sup>1</sup>	COVER BOARD	MEMBRANE		ALLOWABLE WIND UPLIFT (PSF)
				TYPE	ATTACHMENT	
SC-6	Concrete or Grade 80 Steel	Polyisocyanurate, Polyisocyanurate Composite, Wood Fiberboard or Perlite	---	FiberTite, FiberTite-SM, FiberTite-XT, FiberTite-Xtreme Style 80 or Style 80-M	FTR Magnum Fasteners with FTR Magnum Stress Plates or FTR Magnum Plus Stress Plates spaced 12 inches o.c. within 5-inch wide open laps in rows spaced 105.5 inches o.c. The roof cover side laps are sealed with a minimum 1½-inch-wide heat weld.	38
SC-7	Concrete or Grade 80 Steel	Polyisocyanurate, Polyisocyanurate Composite, Wood Fiberboard or Perlite	---	FiberTite FB, FiberTite-XT FB, FiberTite-SM FB, FiberTite-Xtreme FB Style 80 FB or Style 80-M FB	FTR Magnum Fasteners with FTR Magnum Stress Plates or FTR Magnum Plus Stress Plates spaced 12 inches o.c. within 5-inch wide open laps in rows spaced 51 inches o.c. The roof cover side laps are sealed with a minimum 1½-inch-wide heat weld.	38
SC-8	Concrete or Grade 80 Steel	Polyisocyanurate, Polyisocyanurate Composite, Wood Fiberboard or Perlite	---	FiberTite, FiberTite-SM, FiberTite-XT, FiberTite-Xtreme, Style 80 or Style 80-M	FTR Magnum Fasteners with FTR Magnum Stress Plates or FTR Magnum Plus Stress Plates spaced 18 inches o.c. within 5-inch wide open laps in rows spaced 51 inches o.c. The roof cover side laps are sealed with a minimum 1½-inch-wide heat weld.	45
SC-9	Concrete or Grade 80 steel	Min. 1½-inch-thick Johns-Manville "ENRGY 3" or RMax "Multi-Max FA-3" or Hunter "H-Shield" or Atlas Roofing "ACFoam II" or Seaman's "FTR-Value H", "FTR-Value A" or "FTR-Value" polyisocyanurate insulation,	(Optional) Min. ¼-inch-thick Georgia-Pacific Gypsum "DensDeck" or "DensDeck Prime" or Min. ½-inch-thick High-density Wood Fiberboard	FiberTite, FiberTite FB, FiberTite-SM, FiberTite-SM FB, FiberTite-XT, FiberTite-XT FB, Style 80, Style 80-M, Style 80 FB, Style 80-M FB, FiberTite-Xtreme or FiberTite-Xtreme FB	FTR Magnum-T fasteners and FiberTite Magnum R275 stress plates or with TruFast EHD fasteners and 2¾-inch Barbed Seam Plate or Trufast SHD Fasteners and 2¾-inch Barbed Seam Plates spaced 12 inches o.c. within the 6-inch wide side laps in rows spaced 94 inches o.c. The roof cover side laps are sealed with a minimum 1½-inch-wide heat weld.	45
SC-10	Concrete or Grade 33 steel	Min. 1½-inch-thick Johns-Manville "ENRGY 3" or RMax "Multi-Max FA-3" or Hunter "H-Shield" or Atlas Roofing "ACFoam II" or Seaman's "FTR-Value H", "FTR-Value A" or "FTR-Value" polyisocyanurate insulation	(Optional) Min. ¼-inch-thick Georgia-Pacific Gypsum "DensDeck" or "DensDeck Prime" or Min. ½-inch-thick High-density Wood Fiberboard	FiberTite, FiberTite FB, FiberTite-SM, FiberTite-SM FB, FiberTite-XT, FiberTite-XT FB, Style 80, Style 80-M, Style 80 FB, Style 80-M FB, FiberTite-Xtreme or FiberTite-Xtreme FB	Trufast SHD Fasteners and 2¾-inch Barbed Seam Plates spaced 12 inches o.c. within the 6-inch wide side laps in rows spaced 94 inches o.c. The roof cover side laps are sealed with a minimum 1½-inch-wide heat weld.	45

For SI: 1 inch = 25.4 mm; 1 psf = 47.88 Pa

TABLE 6A—WIND RESISTANCE ROOF COVERING ASSEMBLIES –MECHANICALLY ATTACHED (Continued)

SYSTEM NO.	DECK <sup>2</sup>	INSULATION <sup>1</sup>	COVER BOARD	MEMBRANE		ALLOWABLE WIND UPLIFT (PSF)
				TYPE	ATTACHMENT	
SC-11	Concrete or Grade 80 Steel	Polyisocyanurate, Polyisocyanurate Composite, Wood Fiberboard or Perlite	---	FiberTite, FiberTite-SM, FiberTite-XT, FiberTite-Xtreme, Style 80 or Style 80-M	FTR Magnum Fasteners with FTR Magnum Stress Plates or FTR Magnum Plus Stress Plates spaced 12 inches o.c. within 5-inch-wide open laps in rows spaced 51 inches o.c. The roof cover side laps are sealed with a minimum 1½-inch-wide heat weld.	60
SC-12	Concrete or Grade 33 steel	Min. 1½-inch-thick Johns-Manville "ENRGY 3" or RMax "Multi-Max FA-3" or Hunter "H-Shield" or Atlas Roofing "ACFoam II" or Seaman's "FTR-Value H", "FTR-Value A" or "FTR-Value" polyisocyanurate insulation,	(Optional) Min. ¼-inch-thick Georgia-Pacific Gypsum "DensDeck" or "DensDeck Prime" or Min. ½-inch-thick High-density Wood Fiberboard	FiberTite, FiberTite FB, FiberTite-SM, FiberTite-SM FB, FiberTite-XT, FiberTite-XT FB, Style 80, Style 80-M, Style 80 FB, Style 80-M FB, FiberTite-Xtreme or FiberTite-Xtreme FB	FTR Magnum-T fasteners and FiberTite Magnum R275 stress plates or with TruFast EHD fasteners and 2¾-inch Barbed Seam Plate or TruFast SHD Fasteners and 2¾-inch Barbed Seam Plates spaced 6 inches o.c. within the 6-inch-wide side laps in rows spaced 94 inches o.c. The roof cover side laps are sealed with a minimum 1½-inch-wide heat weld.	68
SC-13	Concrete or Grade 80 Steel	Polyisocyanurate, Polyisocyanurate Composite, Wood Fiberboard or Perlite	---	FiberTite, FiberTite-SM, FiberTite-XT, FiberTite-Xtreme, Style 80 or Style 80-M	FTR Magnum Fasteners with FTR Magnum Stress Plates or FTR Magnum Plus Stress Plates spaced 6 inches o.c. within 5-inch-wide closed laps in rows spaced 104.5 inches o.c. The roof cover side laps are sealed with a minimum 1½-inch-wide heat weld.	75
S-1	Grade 80 steel	Polyisocyanurate, Polyisocyanurate Composite, Wood Fiberboard or Perlite	(Optional) Min. ¼-inch-thick Georgia-Pacific Gypsum "DensDeck" or "DensDeck Prime"	FiberTite, FiberTite-FB, FiberTite-XT, FiberTite-XT FB, FiberTite-SM, FiberTite-SM FB, FiberTite-Xtreme, FiberTite-Xtreme FB, Style 80, Style 80-M, Style 80 FB or Style 80-M FB	Dekfast DF-#15-PH3 fasteners with Dekfast PLT-O2-3/4-12Bor FTR Magnum #15-Fasteners with FTR Magnum Plus Stress Plates, spaced 18 inches o.c. within the 5 - inch-wide laps in rows spaced 95 inches o.c. The side laps are sealed with a minimum 1½-inch-wide heat weld.	30
S-2	Grade 33 steel	Polyisocyanurate, Polyisocyanurate Composite, Wood Fiberboard or Perlite	(Optional) Min. ¼-inch-thick Georgia-Pacific Gypsum "DensDeck" or "DensDeck Prime"	FiberTite, FiberTite FB, FiberTite-SM, FiberTite-SM FB, FiberTite-XT, FiberTite-XT FB, FiberTite-Xtreme, FiberTite-Xtreme FB, Style 80, Style 80-M, Style 80 FB or Style 80-M FB	FTR Magnum fastener with FTR Magnum Stress Plates or FTR Magnum Plus Stress Plates, spaced 12 inches o.c. within the 5-inch-wide laps in rows spaced 95 inches o.c. The side laps are sealed with a minimum 1½-inch-wide heat weld.	30

For SI: 1 inch = 25.4 mm; 1 psf = 47.88 Pa

TABLE 6A—WIND RESISTANCE ROOF COVERING ASSEMBLIES - MECHANICALLY ATTACHED (Continued)

SYSTEM NO.	DECK <sup>2</sup>	INSULATION <sup>1</sup>	COVER BOARD	MEMBRANE		ALLOWABLE WIND UPLIFT (PSF)
				TYPE	ATTACHMENT	
S-3	Grade 33 steel	Any UL Classified Insulation Board	(Optional) Min. 1/4-inch-thick Georgia-Pacific Gypsum "DensDeck" or "DensDeck Prime"	FiberTite, FiberTite FB, FiberTite-SM, FiberTite-SM FB, FiberTite-XT, FiberTite-XT FB, Style 80, Style 80-M, Style 80 FB, Style 80-M FB, FiberTite-Xtreme or FiberTite-Xtreme FB	FTR Magnum fasteners and FTR Magnum Stress Plates, spaced 6 inches o.c. within the 6-inch-wide laps in rows spaced 95 inches o.c. The side laps are sealed with a minimum 1 1/2-inch-wide heat weld.	45
S-4	Grade 40 steel	Min. 1 1/2-inch-thick Hunter H-Shield or Seaman Corporation "FTR-Value H"	---	FiberTite, FiberTite-SM, FiberTite-XT, FiberTite-Xtreme, Style 80 or Style 80-M	FTR Magnum fasteners and FTR Magnum Plus Stress Plates, spaced 6 inches o.c. within the 5-inch-wide laps in rows spaced 69 inches o.c. The side laps are sealed with a minimum 1 1/2-inch-wide heat welds.	45
S-5	Grade 80 steel	Polyisocyanurate, Polyisocyanurate Composite, Wood Fiberboard or Perlite	(Optional) Min. 1/4-inch-thick Georgia-Pacific Gypsum "DensDeck" or "DensDeck Prime"	FiberTite, FiberTite-FB, FiberTite-XT, FiberTite-XT FB, FiberTite-SM, FiberTite-SM FB, FiberTite-Xtreme, FiberTite-Xtreme FB, Style 80, Style 80-M, Style 80 FB or Style 80-M FB	Dekfast DF-#15-PH3 fasteners with Dekfast PLT-O2-3/4-12B or FTR Magnum #15-Fasteners with FTR Magnum Plus Stress Plates, spaced 12 inches o.c. within the 5-inch-wide laps in rows spaced 95 inches o.c. The side laps are sealed with a minimum 1 1/2-inch-wide heat welds.	45
S-6	Grade 33 steel	Polyisocyanurate, Polyisocyanurate Composite, Wood Fiberboard or Perlite	(Optional) Min. 1/4-inch-thick Georgia-Pacific Gypsum "DensDeck" or "DensDeck Prime"	FiberTite, FiberTite FB, FiberTite-SM, FiberTite-SM FB, FiberTite-XT, FiberTite-XT FB, FiberTite-Xtreme, FiberTite-Xtreme FB, Style 80, Style 80-M, Style 80 FB or Style 80-M FB	FTR Magnum fastener with FTR Magnum Stress Plates or FTR Magnum Plus Stress Plates, spaced 12 inches o.c. within the 5-inch-wide laps in rows spaced 69 inches o.c. The side laps are sealed with a minimum 1 1/2-inch-wide heat weld.	45
S-7	Grade 80 steel	Polyisocyanurate, Polyisocyanurate Composite, Wood Fiberboard or Perlite	(Optional) Min. 1/4-inch Georgia-Pacific Gypsum "DensDeck" or "DensDeck Prime"	FiberTite, FiberTite-FB, FiberTite-XT, FiberTite-XT FB, FiberTite-SM, FiberTite-SM FB, FiberTite-Xtreme, FiberTite-Xtreme FB, Style 80, Style 80-M, Style 80 FB or Style 80-M FB	Dekfast DF-#15-PH3 fasteners with Dekfast PLT-O2-3/4-12B or FTR Magnum #15-Fasteners with FTR Magnum Plus Stress Plates, spaced 6 inches o.c. within the 5-inch-wide laps in rows spaced 95 inches o.c. The side laps are sealed with a minimum 1 1/2-inch-wide heat weld.	53
S-8	Grade 33 steel	Polyisocyanurate, Polyisocyanurate Composite, Wood Fiberboard or Perlite	(Optional) Min. 1/4-inch-thick Georgia-Pacific Gypsum "DensDeck" or "DensDeck Prime"	FiberTite, FiberTite FB, FiberTite-SM, FiberTite-SM FB, FiberTite-XT, FiberTite-XT FB, Style 80, Style 80-M, Style 80 FB, Style 80-M FB, FiberTite-Xtreme or FiberTite-Xtreme FB	FTR Magnum fastener with FTR Magnum Stress Plates or FTR Magnum Plus Stress Plates, spaced 6-inches o.c. within the 6-inch-wide laps in rows spaced 104.5 inches o.c. The side laps are sealed with a minimum 1 1/2-inch-wide heat weld.	60

For SI: 1 inch = 25.4 mm; 1 psf = 47.88 Pa

TABLE 6A—WIND RESISTANCE ROOF COVERING ASSEMBLIES - MECHANICALLY ATTACHED (Continued)

SYSTEM NO.	DECK <sup>2</sup>	INSULATION <sup>1</sup>	COVER BOARD	MEMBRANE		ALLOWABLE WIND UPLIFT (PSF)
				TYPE	ATTACHMENT	
S-9	Grade 33 steel	Polyisocyanurate, Polyisoc Composite, Wood Fiberboard or Perlite	(Optional) Min. 1/4-inch-thick Georgia-Pacific Gypsum "DensDeck" or "DensDeck Prime"	FiberTite, FiberTite FB, FiberTite-SM, FiberTite-SM FB, FiberTite-XT, FiberTite-XT FB, FiberTite-XTreme, FiberTite-Xtreme FB, Style 80, Style 80-M, Style 80 FB or Style 80-M FB	FTR Magnum fastener with FTR Magnum Stress Plates or FTR Magnum Plus Stress Plates, spaced 6 inches o.c. within the 5-inch-wide laps in rows spaced 69 inches o.c. The side laps are sealed with a minimum 1 1/2-inch-wide heat weld.	60
S-10	Grade 50 Steel	Min. 1 1/2-inch thick Johns-Manville "ENRGY 3" or Atlas Roofing "ACFoam II" or Hunter "H-Shield" or Seaman's "FTR-Value H", "FTR-Value A" or "FTR-Value"	None	FiberTite-XT, FiberTite-Xtreme or Style 80	FTR Magnum fasteners with FTR Magnum Stress Plates, 6 inches o.c., within 6-inch-wide closed laps, in rows 48.5 inches o.c. The roof cover side laps are sealed with a minimum 1 1/2-inch-wide heat weld.	157.5
S-11	Grade 80 steel	Polyisocyanurate, Polyisocyanurate Composite, Wood Fiberboard	(Optional) Min. 1/4-inch-thick Georgia-Pacific Gypsum "DensDeck" or "DensDeck Prime"	FiberTite, FiberTite FB, FiberTite-SM, FiberTite-SM FB, FiberTite-XT, FiberTite-XT FB, Style 80, Style 80-M, Style 80 FB, Style 80-M FB, FiberTite-XTreme or FiberTite-Xtreme FB	FTR Magnum fastener with FTR Magnum Stress Plates or FTR Magnum Plus Stress Plates, spaced 6 inches o.c. within the 6-inch-wide laps in rows spaced 94 inches o.c. The side laps are sealed with a minimum 1 1/2-inch-wide heat weld.	83
S-12	Grade 80 steel	Polyisocyanurate, Polyisocyanurate Composite, Wood Fiberboard	(Optional) Min. 1/4-inch-thick Georgia-Pacific Gypsum "DensDeck" or "DensDeck Prime"	FiberTite, FiberTite FB, FiberTite-SM, FiberTite-SM FB, FiberTite-XT, FiberTite-XT FB, Style 80, Style 80-M, Style 80 FB, Style 80-M FB, FiberTite-XTreme or FiberTite-Xtreme FB	FTR Magnum fastener with FTR Magnum Stress Plates or FTR Magnum Plus Stress Plates, spaced 6 inches o.c. within the 6-inch-wide laps in rows spaced 47 inches o.c. The side laps are sealed with a minimum 1 1/2-inch-wide .5" heat weld.	113

For SI: 1 inch = 25.4 mm; 1 psf = 47.88 Pa

<sup>1</sup>Insulation and fasteners must be FM-approved. Foam plastic insulation must be UL-classified foam plastic for roofing systems, and must be limited to the maximum thickness in accordance with Section 5.4 of this report or the maximum thickness in accordance with this table, whichever is less. EPS insulation boards must comply with ASTM C578. Polyisocyanurate insulation boards must comply with ASTM C1289 Type I or II; Polyisocyanurate composite boards must comply with ASTM C1289 Type III, IV, V or VI; Wood fiberboard must comply with ASTM C208; Perlite board must comply with ASTM C728.

<sup>2</sup>Steel deck must be minimum No. 22 gage galvanized steel [0.030 inch (0.76 mm)]. Concrete must have a minimum compressive strength ( $f_c$ ) of 2500 psi [minimum of 24 MPa is required under ADIBC Appendix L, Section 5.1.1]. See Section 5.6.



TABLE 6B—WIND RESISTANCE ROOF COVERING ASSEMBLIES WITH BARRIER BOARDS - MECHANICALLY ATTACHED <sup>1,2</sup>

SYSTEM NO.	DECK	BARRIER BOARD	INSULATION	COVER BOARD	MEMBRANE		ALLOWABLE WIND UPLIFT (PSF)
					TYPE	ATTACHMENT	
S-1	Grade 80 steel	Min. 1/2-inch-thick G-P Gypsum "DensDeck" or "DensDeck Prime" loose laid	Min. 1/2 1/2-inch-thick Pactiv "GreenGuard Insulation Board" or Min. 3/8-inch-thick Pactiv "GreenGuard Roofing Recovery Board"	Min. 1/4-inch-thick Georgia-Pacific Gypsum "DensDeck" or "DensDeck Prime" or Min. 1/2-inch-thick Wood Fiberboard	FiberTite, FiberTite-FB, FiberTite-XT, FiberTite-XT FB, FiberTite-SM, FiberTite-SM FB, FiberTite-XTreme, FiberTite-XTreme FB, Style 80, Style 80-M, Style 80 FB or Style 80-M FB	Dekfast DF-#15-PH3 fasteners with Dekfast PLT-O2-3/4-12B or FTR Magnum #15 Fasteners with FTR Magnum Plus Stress Plates, spaced 18 inches o.c. within the 5-inch-wide laps in rows spaced 95 inches o.c. The side laps are sealed with a minimum 1 1/2-inch-wide heat weld.	30
S-2	Grade 80 steel	Min. 1/2-inch-thick G-P Gypsum "DensDeck" or "DensDeck Prime" loose laid	Min. 1/2-inch-thick Pactiv "GreenGuard Insulation Board" or Min. 3/8-inch-thick Pactiv "GreenGuard Roofing Recovery Board"	Min. 1/4-inch-thick Georgia-Pacific Gypsum "DensDeck" or "DensDeck Prime" or Min. 1/2-inch-thick Wood Fiberboard	FiberTite, FiberTite-FB, FiberTite-XT, FiberTite-XT FB, FiberTite-SM, FiberTite-SM FB, FiberTite-XTreme, FiberTite-XTreme FB, Style 80, Style 80-M, Style 80 FB or Style 80-M FB	Dekfast DF-#15-PH3 fasteners with Dekfast PLT-O2-3/4-12B or FTR Magnum #15 Fasteners with FTR Magnum Plus Stress Plates, spaced 12 inches o.c. within the 5-inch-wide laps in rows spaced 95 inches o.c. The side laps are sealed with a minimum 1 1/2-inch-wide heat weld.	45
S-3	Grade 80 steel	Min. 1/2-inch-thick Georgia-Pacific Gypsum "DensDeck" or "DensDeck Prime", loose laid	Min. 1/2-inch-thick Pactiv "GreenGuard Insulation Board" or Min. 3/8-inch-thick Pactiv "GreenGuard Roofing Recovery Board"	Min. 1/4-inch-thick Georgia-Pacific Gypsum "DensDeck" or "DensDeck Prime" or Min. 1/2-inch-thick Wood Fiberboard	FiberTite, FiberTite-FB, FiberTite-XT, FiberTite-XT FB, FiberTite-SM, FiberTite-SM FB, FiberTite-XTreme, FiberTite-XTreme FB, Style 80, Style 80-M, Style 80 FB or Style 80-M FB	Dekfast DF-#15-PH3 fasteners with Dekfast PLT-O2-3/4-12B or FTR Magnum #15 Fasteners with FTR Magnum Plus Stress Plates, spaced 6 inches o.c. within the 5-inch-wide laps in rows spaced 95 inches o.c. The side laps are sealed with a minimum 1 1/2-inch-wide .5" heat weld.	53

For SI: 1 inch = 25.4 mm; 1 psf = 47.88 Pa.

<sup>1</sup>Insulation and fasteners must be FM-approved. Foam plastic insulation must be UL-classified foam plastic for roofing systems, and must be limited to the maximum thickness in accordance with Section 5.4 of this report or the maximum thickness in accordance with this table, whichever is less. XPS insulation boards must comply with ASTM C578; wood fiberboard must comply with ASTM C208.

<sup>2</sup>Steel deck must be minimum No. 22 gage galvanized steel [0.030 inch (0.76 mm)]. Concrete must have a minimum compressive strength ( $f_c$ ) of 2500 psi [minimum of 24 MPa is required under ADIBC Appendix L, Section 5.1.1]. See Section 5.6.

TABLE 7A—WIND RESISTANCE ASSEMBLIES – ADHERED ROOFING SYSTEMS 1,2,3,4,5

SYSTEM NO.	DECK	INSULATION		COVER BOARD		MEMBRANE		ALLOWABLE WIND UPLIFT (PSF)
		TYPE	ATTACHMENT	TYPE	ATTACHMENT	TYPE	ATTACHMENT	
SC-1	Concrete or Grade 33 Steel	Polyisocyanurate insulation	DekFast DF-#1-PH3 Fasteners or FTR #14 Fasteners and plates at 1:2 ft <sup>2</sup> for min. 1 1/2-inch-thick insulation thickness or at 1:4 ft <sup>2</sup> for min. 2.0-inch insulation thickness	---	---	FiberTite, FiberTite-SM, FiberTite-XT, FiberTite-Xtreme, Style 80 or Style 80-M	Adhered with FTR-190 Bonding Adhesive, FTR-190e Bonding Adhesive or Alpha-Tite Bonding Adhesive roller-applied to both the underside of the roof cover and the insulation at 1 gal/100ft <sup>2</sup> .	45
						FiberTite FB, FiberTite-XT FB, FiberTite-SM FB, FiberTite Xtreme FB, Style 80 FB or Style 80-M FB	Adhered with FTR-390 at a rate of 1 gal per 60 sq ft or FTR-290 solvent adhesive at a rate of 1 gal per 100 ft <sup>2</sup> or hot asphalt	
S-1	18-22 ga. Grade 33 steel	Min. 1 1/2-inch-thick Johns-Manville "ENRGY 3" or RMax "Multi-Max FA-3" or Atlas Roofing "ACFoam II" or Seaman's "FTR-Value H", "FTR-Value A" or "FTR-Value" polyisocyanurate insulation, or Min. 1/4-inch-thick Georgia-Pacific Gypsum "DensDeck" or "DensDeck Prime"	DekFast DF- #12-PH3 fastener and DekFast PLT-H2-7/8 Plate applied at 1:2 ft <sup>2</sup>	---	---	FiberTite-FB, FiberTite-XT FB, FiberTite-SM FB, FiberTite-Xtreme FB, Style 80 FB or Style 80-M FB	Adhered with FTR-490 water based bonding adhesive roller applied at a rate of 0.83 to 1 gal/100 ft <sup>2</sup>	45
S-2	16-22 ga. Grade 33 steel	Min. 1 1/2-inch-thick Johns-Manville "ENRGY 3" or Seaman FTR Value"	Loose laid	Min. 3/8-inch-thick USG "SECURROCK Gypsum Fiber Roof Board"	OMG #12 Roofgrip Fastener and OMG 3" Galvalume Steel Plate at 2.67 ft <sup>2</sup> per fastener	FiberTite-FB, FiberTite-XT FB, FiberTite-SM FB, FiberTite-Xtreme FB, Style 80 FB or Style 80-M FB	Adhered with Polyset CR-20 or FTR-601 PG in a spatter application with a min. 1 1/2-inch-wide heat weld on every 3-inch-wide seam	45
S-3	16-22 ga. Grade 33 steel	Min. 1 1/2-inch-thick polyisocyanurate	Loose laid	Min. 1/4-inch-thick Georgia-Pacific "DensDeck or DensDeck Prime"	OMG #12 Standard, #12 Roofgrip, #14 Roofgrip, #15 Roofgrip, AccuTrac Hextra, XHD or Hex Head Heavy-Duty Fastener and OMG 3 in. Galvalume Steel Plate applied at 2.13 ft <sup>2</sup> per fastener	FiberTite-FB, FiberTite-XT FB, FiberTite-SM FB, FiberTite-Xtreme FB, Style 80 FB or Style 80-M FB	Adhered with Polyset CR-20 or FTR-601 PG in a spatter application with a min. 1 1/2-inch-wide heat weld on every 3-inch-wide seam	45

For SI: 1 inch = 25.4 mm; 1 lb = 4.448 N; 1 psf = 47.88 Pa; 1 gal = 3.785 L; 100 ft<sup>2</sup> = 9.29 m<sup>2</sup>.

<sup>1</sup>Insulation and fasteners must be FM-approved. Foam plastic insulation must be UL-classified foam plastic for roofing systems, and must be limited to the maximum thickness in accordance with Section 5.4 of this report or the maximum thickness in accordance with this table, whichever is less. XPS insulation boards must comply with ASTM C578; wood fiberboard must comply with ASTM C208.

<sup>2</sup>Steel deck must be minimum No. 22 gage galvanized steel [0.030 inch (0.76 mm)]. Concrete must have a minimum compressive strength ( $f_c$ ) of 2500 psi [minimum of 24 MPa is required under ADIBC Appendix L, Section 5.1.1]. See Section 5.6.

TABLE 7A—WIND RESISTANCE ASSEMBLIES – ADHERED ROOFING SYSTEMS<sup>1,2,3,4,5</sup> (Continued)

SYSTEM NO.	DECK	INSULATION		COVER BOARD		MEMBRANE		ALLOWABLE WIND UPLIFT (PSF)
		TYPE	ATTACHMENT	TYPE	ATTACHMENT	TYPE	ATTACHMENT	
S-4	Grade 80 Steel	Min. 2.0-inch-thick Johns-Manville "ENRGY 3" or Atlas Roofing "ACFoam II" or Hunter "H-Shield" or Seaman's "FTR-Value H", "FTR-Value A" or "FTR-Value"	Fastened with FTR #14 and FTR 3" Steel Plates applied at 2 ft <sup>2</sup> .	Min. 1/2-inch-thick OSB	Adhered with FTR 601 or Millennium One Step Adhesive applied in 3/4-inch-wide ribbons at 12 inches o.c.	FiberTite-FB, FiberTite-XT FB, FiberTite-SM FB, FiberTite-Xtreme FB, Style 80 FB or Style 80-M FB	Adhered with FTR-290 solvent adhesive at a rate of 1 gal/sq. or hot asphalt or spatter-applied with Polyset CR-20 or FTR-601 PG at 4 lb/sq.	45
S-5	Grade 80 Steel	Min. 1 1/2-inch thick Atlas Roofing "ACFoam II" or Seaman's "FTR-Value A"	Fastened with FiberTite #14 and FiberTite 3" Steel Plates applied at 2 ft <sup>2</sup> .	Min. 1/2-inch-thick Hunter "H-Shield HD Coverboard"	Adhered with FTR 601 or Millennium One Step Adhesive applied in 3/4-inch-wide ribbons at 12 inches o.c.	FiberTite, FiberTite-XT, FiberTite-SM, FiberTite-Xtreme, Style 80 or Style 80-M	Adhered with FTR-190e bonding adhesive roller-applied to both the underside of the roof cover and the insulation at 0.5 gal/sq.	45
						FiberTite Xtreme FB, FiberTite FB, FiberTite SM FB, FiberTite XT FB, Style 80 FB, Style 80 M FB	Adhered with FTR-390 applied at 1.67 gal/sq. or FTR-290 solvent based adhesive at a rate of 1 gal/sq.	
S-6	Grade 80 Steel	Min. 1 1/2-inch thick Johns-Manville "ENRGY 3" or Atlas Roofing "ACFoam II" or Hunter "H-Shield" or Seaman's "FTR-Value H", "FTR-Value A" or "FTR-Value",	Adhered with FTR 601 or Millennium One Step Adhesive applied in 3/4-inch-wide ribbons at 6 inches o.c.	(Optional) Min. 1/4-inch-thick Georgia-Pacific Gypsum "DensDeck Prime" or USG "SECUROCK Gypsum-Fiber Roof Board" or National Gypsum "DEXcell FA Glass Mat Roof Board"	Adhered with FTR 601 or Millennium One Step Adhesive applied in 3/4-inch-wide ribbons at 6 inches o.c.	FiberTite, FiberTite-XT, FiberTite-SM, FiberTite-Xtreme, Style 80 or Style 80-M	Adhered with Alpha-Tite Bonding Adhesive applied at 0.83 to 1.0 gal/square per surface.	60

For SI: 1 inch = 25.4 mm; 1 lb = 4.448 N; 1 psf = 47.88 Pa; 1 gal = 3.785 L; 100 ft<sup>2</sup> = 9.29 m<sup>2</sup>.

<sup>1</sup>Insulation and fasteners must be FM-approved. Foam plastic insulation must be UL-classified foam plastic for roofing systems, and must be limited to the maximum thickness in accordance with Section 5.4 of this report or the maximum thickness in accordance with this table, whichever is less. XPS insulation boards must comply with ASTM C578; wood fiberboard must comply with ASTM C208.

<sup>2</sup>Steel deck must be minimum No. 22 gage galvanized steel [0.030 inch (0.76 mm)]. Concrete must have a minimum compressive strength ( $f_c$ ) of 2500 psi [minimum of 24 MPa is required under ADIBC Appendix L, Section 5.1.1]. See Section 5.6.

TABLE 7A—WIND RESISTANCE ASSEMBLIES – ADHERED ROOFING SYSTEMS <sup>1,2,3,4,5</sup> (Continued)

SYSTEM NO.	DECK	INSULATION		COVER BOARD		MEMBRANE		ALLOWABLE WIND UPLIFT (PSF)
		TYPE	ATTACHMENT	TYPE	ATTACHMENT	TYPE	ATTACHMENT	
S-7	Grade 80 Steel	Min. 1½-inch thick Johns-Manville "ENRGY 3" or Atlas Roofing "ACFoam II" or Hunter "H-Shield" or Seaman's "FTR-Value H", "FTR-Value A" or "FTR-Value",	Loose-laid	Min. ½-inch-thick Georgia-Pacific Gypsum "DensDeck Prime"	FTR #14 and FTR 3" Steel Plates applied at 1 ft <sup>2</sup> .	FiberTite, FiberTite-XT, FiberTite-SM, FiberTite-Xtreme, Style 80 or Style 80-M	Adhered with Alpha-Tite Bonding Adhesive applied at 0.83 to 1.0 gal/square per surface.	157.5
S-8	Min. 22 ga. Grade 33 steel	Min. ½-inch-thick Georgia-Pacific Gypsum "DensDeck", "DensDeck Prime" or USG "SECUROCK Gypsum Fiber Roof Board", followed by 1½-inch-thick Dow Styrofoam "DECKMATE Plus FA"	Loose laid	Min. ¼-inch-thick Georgia-Pacific Gypsum "DensDeck", "DensDeck Prime" or USG "SECUROCK Gypsum-Fiber Roof Board"	Trufast DP fastener and Trufast 3" Metal Insulation Plate at 1 ft <sup>2</sup> per fastener	FiberTite-FB, FiberTite-XT FB, FiberTite-SM FB, FiberTite-Xtreme FB, Style 80 FB or Style 80-M FB	Adhered with Polyset CR-20 or FTR-601 PG in a spatter application with a min. 1½-inch-wide weld on every 3-inch-wide seam	83
S-9	Min. 22 ga. Grade 33 steel	Barrier board: Min. ½-inch-thick Georgia-Pacific Gypsum "DensDeck", "DensDeck Prime" or USG "SECUROCK Gypsum Fiber Roof Board." Insulation: Min. 1½-inch-thick Dow STYROFOAM "DECKMATE Plus FA"	Loose laid	Min. ¼-inch-thick Georgia-Pacific Gypsum "DensDeck Prime" or USG "SECUROCK Gypsum-Fiber Roof Board"	OMG #12 Standard, #12 Standard Roofgrip, #15 Roofgrip, Heavy-Duty or XHD Fastener and OMG 3" Galvalume Steel Plate, or Trufast #12 DP and Trufast 3" Metal Insulation Plate	FiberTite-FB, FiberTite-XT FB, FiberTite-SM FB, FiberTite-Xtreme FB, Style 80 FB or Style 80-M FB	Adhered with FTR-490 applied at 0.83 gal/100 ft <sup>2</sup>	98
S-10	Min. 22 ga. Grade 80 steel	Min. 2-inch-thick Atlas Roofing "ACFoam II", Hunter "H-Shield", Johns-Manville "ENRGY 3" or Seaman "FTR-Value", "FTR-Value A" or "FTR-Value H"	Loose laid	Min. ¼-inch-thick Georgia-Pacific Gypsum "DensDeck Prime" or USG "SECUROCK Gypsum-Fiber Roof Board"	Trufast DP fastener and Trufast 3" Metal Insulation Plate at 1 ft <sup>2</sup> per fastener	FiberTite-FB, FiberTite-XT FB, FiberTite-SM FB, FiberTite-Xtreme FB, Style 80 FB or Style 80-M FB	Adhered with Polyset CR-20 or FTR-601 PG in a spatter application	105
S-11	Min. 22 ga. Grade 80 steel	Barrier board: Min. ½-inch-thick Georgia-Pacific Gypsum "DensDeck", "DensDeck Prime" or USG "SECUROCK Gypsum Fiber Roof Board." Insulation: Min. 1½-inch-thick Dow STYROFOAM "DECKMATE Plus FA"	Loose laid					105

For SI: 1 inch = 25.4 mm; 1 lb = 4.448 N; 1 psf = 47.88 Pa; 1 gal = 3.785 L; 100 ft<sup>2</sup> = 9.29 m<sup>2</sup>.

<sup>1</sup>Insulation and fasteners must be FM-approved. Foam plastic insulation must be UL-classified foam plastic for roofing systems, and must be limited to the maximum thickness in accordance with Section 5.4 of this report or the maximum thickness in accordance with this table, whichever is less. XPS insulation boards must comply with ASTM C578; wood fiberboard must comply with ASTM C208.

<sup>2</sup>Steel deck must be minimum No. 22 gage galvanized steel [0.030 inch (0.76 mm)]. Concrete must have a minimum compressive strength ( $f_c$ ) of 2500 psi [minimum of 24 MPa is required under ADIBC Appendix L, Section 5.1.1]. See Section 5.6.

TABLE 7A—WIND RESISTANCE ASSEMBLIES – ADHERED ROOFING SYSTEMS <sup>1,2,3,4,5</sup> (Continued)

SYSTEM NO.	DECK	INSULATION		COVER BOARD		MEMBRANE		ALLOWABLE WIND UPLIFT (PSF)
		TYPE	ATTACHMENT	TYPE	ATTACHMENT	TYPE	ATTACHMENT	
C-1	Concrete (Optional, Primed)	Min. 1½-inch-thick Polyisocyanurate	Insta-Stik Roofing Adhesive	---	---	FiberTite, FiberTite- SM, FiberTite-XT, FiberTite-Xtreme, Style 80 or Style 80-M	Adhered with FTR-190 Bonding Adhesive, FTR-190e Bonding Adhesive or Alpha-Tite Bonding Adhesive roller-applied to both the underside of the roof cover and the insulation at 1 gal/100 ft².	45
						FiberTite FB, FiberTite-XT FB, FiberTite-SM FB, FiberTite-Xtreme FB, Style 80 FB or Style 80-M FB	Adhered with FTR-390 at a rate of 1 gal per 60 sq ft or FTR-290 solvent adhesive at a rate of 1 gal per 100 ft² or hot asphalt	
C-2	Concrete primed with PA-1125	Min. 1½-inch thick Johns-Manville "ENRGY 3" or Atlas Roofing "ACFoam II" or Hunter "H-Shield" or Seaman's "FTR-Value H", "FTR-Value A",	Adhered with FTR 601 or Millennium One Step Adhesive applied in ¾-inch-wide ribbons at 12 inches o.c.	Min. ½-inch thick OSB	Adhered with FTR 601 or Millennium One Step Adhesive applied in ¾-inch-wide ribbons at 12 inches o.c.	FiberTite-FB, FiberTite-XT FB, FiberTite-SM FB, FiberTite-Xtreme FB, Style 80 FB or Style 80-M FB	Adhered with FTR-601 PG in a spatter application with a min. 1½-inch-wide weld on every 3-inch-wide seam	112.5
						FiberTite-FB, FiberTite-XT FB, FiberTite-SM FB, FiberTite-Xtreme FB, Style 80 FB or Style 80-M FB	Adhered with FTR-290 solvent adhesive at a rate of 1 gal/sq. or hot asphalt or spatter-applied with Polyset CR-20 at 4 lb/sq.	150
C-3	Concrete primed with ASTM D41	Min. 1½-inch thick Johns-Manville "ENRGY 3" or Atlas Roofing "ACFoam II" or Hunter "H-Shield" or Seaman's "FTR-Value H", "FTR-Value A",	Adhered with hot asphalt applied at 20 to 25 lb/sq.	Min. ¾-inch thick OSB	Adhered with FTR 601 or Millennium One Step Adhesive applied in ¾-inch-wide ribbons at 12 inches o.c.	FiberTite-FB, FiberTite-XT FB, FiberTite-SM FB, FiberTite-Xtreme FB, Style 80 FB or Style 80-M FB	Adhered with FTR-601 PG in a spatter application with a min. 1½-inch-wide weld on every 3-inch-wide seam	112.5
						FiberTite-FB, FiberTite-XT FB, FiberTite-SM FB, FiberTite-Xtreme FB, Style 80 FB or Style 80-M FB	Adhered with FTR-290 solvent adhesive at a rate of 1 gal/sq. or hot asphalt or spatter-applied Polyset CR-20 at 4 lb/sq.	150

For SI: 1 inch = 25.4 mm; 1 lb = 4.448 N; 1 psf = 47.88 Pa; 1 gal = 3.785 L; 100 ft² = 9.29 m².

<sup>1</sup>Insulation and fasteners must be FM-approved. Foam plastic insulation must be UL-classified foam plastic for roofing systems, and must be limited to the maximum thickness in accordance with Section 5.4 of this report or the maximum thickness in accordance with this table, whichever is less. XPS insulation boards must comply with ASTM C578; wood fiberboard must comply with ASTM C208.

<sup>2</sup>Steel deck must be minimum No. 22 gage galvanized steel [0.030 inch (0.76 mm)]. Concrete must have a minimum compressive strength ( $f_c$ ) of 2500 psi [minimum of 24 MPa is required under ADIBC Appendix L, Section 5.1.1]. See Section 5.6.

TABLE 7A—WIND RESISTANCE ASSEMBLIES – ADHERED ROOFING SYSTEMS <sup>1,2,3,4,5</sup> (Continued)

SYSTEM NO.	DECK	INSULATION		COVER BOARD		MEMBRANE		ALLOWABLE WIND UPLIFT (PSF)
		TYPE	ATTACHMENT	TYPE	ATTACHMENT	TYPE	ATTACHMENT	
C-4	Concrete	Min. 1 1/2-inch-thick Johns-Manville "ENRGY 3" or Hunter "H-Shield" or Atlas Roofing "ACFoam II" or Seaman's "FTR-Value H", "FTR-Value A" or "FTR-Value" polyisocyanurate insulation	Full mopping of hot asphalt	(Optional) Min. 1/4-inch-thick Georgia-Pacific Gypsum "DensDeck" or "DensDeck Prime" or USG "SECUROCK Gypsum-Fiber Roof Board"	Full mopping of hot asphalt	FiberTite, FiberTite-SM, FiberTite-Xtreme, Style 80 or Style 80-M	Adhered with FTR-190e Bonding Adhesive applied at an application rate of 50 ft <sup>2</sup> /gal.	290
						FiberTite, FiberTite-SM, FiberTite-Xtreme, Style 80 or Style 80-M	Adhered with Alpha-Tite Bonding Adhesive ( <i>not for use with DensDeck Prime</i> ) roller-applied to both the underside of the roof cover and the insulation at 1 gal/100ft <sup>2</sup> .	
						FiberTite FB, FiberTite-Xtreme FB, FiberTite-SM FB, FiberTite-Xtreme FB, Style 80 FB or Style 80-M FB	Adhered with hot asphalt ( <i>for application over gypsum boards only</i> ), FTR-290 solvent adhesive at 90 ft <sup>2</sup> /gal., FTR-390 asphalt based adhesive at 60 ft <sup>2</sup> /gal or FTR-490 water based adhesive at 110 ft <sup>2</sup> /gal.	
C-5	Primed Concrete	---	---	---	---	FiberTite-FB, FiberTite-Xtreme FB, FiberTite-SM FB, FiberTite-Xtreme FB, Style 80 FB or Style 80-M FB	Adhered with FTR-490 water based bonding adhesive roller applied at a rate of 0.83 to 1 gal/100 ft <sup>2</sup>	300
C-6	Primed Concrete w/ Torch-applied vapor sheet	---	---	---	---	FiberTite-FB, FiberTite-Xtreme FB, FiberTite-SM FB, FiberTite-Xtreme FB, Style 80 FB or Style 80-M FB	Adhered with FTR 390 asphalt based adhesive at 60ft <sup>2</sup> /gal.	320
C-7	Concrete	Min. 1 1/2-inch-thick Johns-Manville "ENRGY 3" or Hunter "H-Shield" or Atlas Roofing "ACFoam II" or Seaman's "FTR-Value H", "FTR-Value A" or "FTR-Value" polyisocyanurate insulation	Full mopping of hot asphalt	---	---	FiberTite, FiberTite-SM, FiberTite-Xtreme, Style 80 or Style 80-M	Adhered with FTR-190e Bonding Adhesive applied at an application rate of 50 ft <sup>2</sup> /gal or Alpha-Tite Bonding Adhesive roller-applied to both the underside of the roof cover and the insulation at 1 gal/100ft <sup>2</sup> .	410
						FiberTite FB, FiberTite-Xtreme FB, FiberTite-SM FB, FiberTite-Xtreme FB, Style 80 FB or Style 80-M FB	Adhered with FTR-290 solvent adhesive at 90 ft <sup>2</sup> /gal, FTR-390 asphalt based adhesive at 1 gal. per 60 ft <sup>2</sup> or FTR-490 water based adhesive at 110 ft <sup>2</sup> /gal.	

For SI: 1 inch = 25.4 mm; 1 lb = 4.448 N; 1 psf = 47.88 Pa; 1 gal = 3.785 L; 100 ft<sup>2</sup> = 9.29 m<sup>2</sup>



TABLE 7A—WIND RESISTANCE ASSEMBLIES – ADHERED ROOFING SYSTEMS <sup>1,2,3,4,5</sup> (Continued)

SYSTEM NO.	DECK	INSULATION		COVER BOARD		MEMBRANE		ALLOWABLE WIND UPLIFT (PSF)
		TYPE	ATTACHMENT	TYPE	ATTACHMENT	TYPE	ATTACHMENT	
C-7	Concrete	Min. 1½-inch-thick Johns-Manville "ENRGY 3" or Hunter "H-Shield" or Atlas Roofing "ACFoam II" or Seaman's "FTR-Value H", "FTR-Value A" or "FTR-Value" polyisocyanurate insulation	Full mopping of hot asphalt	---	---	FiberTite, FiberTite-SM, FiberTite-XT, FiberTite-Xtreme, Style 80 or Style 80-M	Adhered with FTR-190e Bonding Adhesive applied at an application rate of 50 ft²/gal or Alpha-Tite Bonding Adhesive roller applied to both the underside of the roof cover and the insulation at 1 gal/100ft².	410
						FiberTite FB, FiberTite-XT FB, FiberTite-SM FB, FiberTite-Xtreme FB, Style 80 FB or Style 80-M FB	Adhered with FTR-290 solvent adhesive at 90 ft²/gal, FTR-390 asphalt based adhesive at 1 gal. per 60 ft² or FTR-490 water based adhesive at 110 ft²/gal.	
C-8	Concrete	---	---	---	---	FiberTite-FB, FiberTite-XT FB, FiberTite-SM FB, FiberTite-Xtreme FB, Style 80 FB or Style 80-M FB	Adhered with FTR-490 water based bonding adhesive roller applied at a rate of 0.83 to 1 gal/100 ft²	443
C-9	Concrete	---	---	---	---	FiberTite-XT FB or Style 80 FB	Adhered with FTR-490 water based bonding adhesive roller applied at a rate of 0.83 to 1 gal/100 ft²	495
C-10	Concrete	---	---	---	---	FiberTite-FB, FiberTite-XT FB, FiberTite-SM FB, FiberTite-Xtreme FB, Style 80 FB or Style 80-M FB	Adhered with Polyset CR-20 in a spatter application with a min. 1½-inch-wide weld on every 3-inch-wide seam	495
C-11	Concrete	---	---	---	---	FiberTite-FB, FiberTite-XT FB, FiberTite-SM FB, FiberTite-Xtreme FB, Style 80 FB or Style 80-M FB	Adhered with FTR-601 PG in a spatter application with a min. 1½-inch-wide weld on every 3-inch-wide seam	112.5
C-12	Concrete	Min. 1½-inch-thick Hunter "H-Shield CG" or Seaman's "FTR-Value H Glass Facer"	Adhered with FTR 601 or Millennium One Step Adhesive applied in ¾-inch-wide ribbons at 6 inches o.c.	Min. ½-inch-thick Hunter "H-Shield HD Coverboard"	Adhered with FTR 601 or Millennium One Step Adhesive applied in ¾-inch-wide ribbons at 12 inches o.c.	FiberTite Xtreme FB, FiberTite FB, FiberTite SM FB, FiberTite XT FB, Style 80 FB, Style 80 M FB	Adhered with FTR-390 applied at 1.67 gal/sq	75
C-13	Concrete	Min. 1½-inch-thick Johns-Manville "ENRGY 3" or Atlas Roofing "ACFoam II" or Hunter "H-Shield" or Seaman's "FTR-Value H", "FTR-Value A" or "FTR-Value",	Adhered with FTR 601 or Millennium One Step Adhesive applied in ¾-inch-wide ribbons at 6 inches o.c.	(Optional) Min. ¼-inch-thick Georgia-Pacific Gypsum "DensDeck Prime" or USG "SECUROCK Gypsum-Fiber Roof Board" or National Gypsum "DEXcell FA Glass Mat	Adhered with FTR 601 or Millennium One Step Adhesive applied in ¾-inch-wide ribbons at 6 inches o.c.	FiberTite, FiberTite-XT, FiberTite-SM, FiberTite-Xtreme, Style 80 or Style 80-M	Adhered with Alpha-Tite Bonding Adhesive applied at 0.83 to 1.0 gal/square per surface.	417

For SI: 1 inch = 25.4 mm; 1 lb = 4.448 N; 1 psf = 47.88 Pa; 1 gal = 3.785 L; 100 ft² = 9.29 m²

TABLE 7A—WIND RESISTANCE ASSEMBLIES – ADHERED ROOFING SYSTEMS<sup>1,2,3,4,5</sup> (Continued)

SYSTEM NO.	DECK	INSULATION		COVER BOARD		MEMBRANE		ALLOWABLE WIND UPLIFT (PSF)
		TYPE	ATTACHMENT	TYPE	ATTACHMENT	TYPE	ATTACHMENT	
LWC-1	Lightweight Concrete <sup>5</sup>	---	---	---	---	FiberTite FB, FiberTite-XT FB, FiberTite-SM FB, FiberTite-Xtreme FB, Style 80 FB or Style 80-M FB	FTR-390 at an application rate of 1 gal per 60 sq ft or Seaman FTR-290 solvent adhesive at an application rate of 1 gal/100 ft <sup>2</sup>	45
G-1	Poured Gypsum	---	---	Min. 1/4-inch-thick Georgia-Pacific Gypsum "DensDeck" or "DensDeck Prime" or USG "SECUROCK Gypsum-Fiber Roof Board"	FTR 601, Millennium One Step Adhesive, Polyset CR-20; applied in 3/4-inch to 1-inch beads spaced 12 inches o.c.	FiberTite, FiberTite-SM, FiberTite-XT, FiberTite-Xtreme, Style 80 or Style 80-M	Adhered with FTR-190e Bonding Adhesive applied at an application rate of 50 ft <sup>2</sup> /gal	163
						FiberTite, FiberTite-SM, FiberTite-XT, FiberTite-Xtreme, Style 80 or Style 80-M	Adhered with Alpha-Tite Bonding Adhesive ( <i>only with SECUROCK Gypsum-Fiber Roof Board</i> ) roller-applied to both the underside of the roof cover and the insulation at 1 gal/100ft <sup>2</sup> .	
						FiberTite FB, FiberTite-XT FB, FiberTite-SM FB, FiberTite-Xtreme FB, Style 80 FB or Style 80-M FB	Adhered with hot asphalt, FTR-290 solvent adhesive at 90 ft <sup>2</sup> /gal, FTR-390 asphalt based adhesive at 60 ft <sup>2</sup> /gallon or FTR-490 water based adhesive at 110 ft <sup>2</sup> /gal	

For **SI**: 1 inch = 25.4 mm; 1 lb = 4.448 N; 1 psf = 47.88 Pa; 1 gal = 3.785 L; 100 ft<sup>2</sup> = 9.29 m<sup>2</sup>.

<sup>1</sup>Insulation and fasteners must be FM-approved. Foam plastic insulation must be UL-classified foamed plastic for roofing systems, and must be limited to the maximum thickness in accordance with Section 5.4 of this report or the maximum thickness in accordance with this table, whichever is less. Polyisocyanurate insulation boards must comply with ASTM C1289 Type I or II.

<sup>2</sup>Steel deck must be minimum No. 22 gage galvanized steel [0.030 inch (0.76 mm)]. Concrete must have a minimum compressive strength ( $f_c$ ) of 2500 psi [minimum of 24 MPa is required under ADIBC Appendix L, Section 5.1.1]. See Section 5.6.

<sup>3</sup>Hot asphalt must be applied at a rate of 25 gallons per 100 ft<sup>2</sup>.

<sup>4</sup>Lightweight concrete must be listed for use in roofing systems by FM Approvals.

<sup>5</sup>See Section 3.7.8 of MOS-A details.

TABLE 7A—WIND RESISTANCE ASSEMBLIES – ADHERED ROOFING SYSTEMS<sup>1,2,3,4,5</sup> (Continued)

SYSTEM NO.	DECK	INSULATION		COVER BOARD		MEMBRANE		ALLOWABLE WIND UPLIFT (PSF)
		TYPE	ATTACHMENT	TYPE	ATTACHMENT	TYPE	ATTACHMENT	
G-2	Poured Gypsum	Min. 1½-inch-thick Johns-Manville "ENRGY 3" or Hunter "H-Shield" or Atlas Roofing "ACFoam II" or Seaman's "FTR-Value H", "FTR-Value A" or "FTR-Value" polyisocyanurate insulation	FTR 601, Millennium One Step Adhesive, Polyset CR-20	(Optional) Min. ¼-inch-thick Georgia-Pacific Gypsum "DensDeck" or "DensDeck Prime" or USG "SECUROCK Gypsum-Fiber Roof Board"	FTR 601, Millennium One Step Adhesive, Polyset CR-20; applied in ¾-inch to 1-inch beads spaced 12 inches on center	FiberTite, FiberTite-SM, FiberTite-XT, FiberTite-XTreme, Style 80 or Style 80-M	Adhered with FTR-190e Bonding Adhesive applied at an application rate of 50 ft²/gal	200
						FiberTite, FiberTite-SM, FiberTite-XT, FiberTite-XTreme, Style 80 or Style 80-M	Adhered with Alpha-Tite Bonding Adhesive ( <b>not for use with DensDeck Prime</b> ) roller-applied to both the underside of the roof cover and the insulation at 1 gal/100ft².	200
						FiberTite FB, FiberTite-XT FB, FiberTite-SM FB, FiberTite-XTreme FB, Style 80 FB or Style 80-M FB	Adhered with hot asphalt ( <b>for application over gypsum boards only</b> ), FTR-290 solvent adhesive at 90 ft²/gal, FTR-390 asphalt based adhesive at 60 ft²/gal. or FTR-490 water based adhesive at 110 ft²/gal	200

For **SI**: 1 inch = 25.4 mm; 1 lb = 4.448 N; 1 psf = 47.88 Pa; 1 gal = 3.785 L; 100 ft² = 9.29 m².

<sup>1</sup>Insulation and fasteners must be FM-approved. Foam plastic insulation must be UL-classified foamed plastic for roofing systems, and must be limited to the maximum thickness in accordance with Section 5.4 of this report or the maximum thickness in accordance with this table, whichever is less. Polyisocyanurate insulation boards must comply with ASTM C1289 Type I or II.

<sup>2</sup>Steel deck must be minimum No. 22 gage galvanized steel [0.030 inch (0.76 mm)]. Concrete must have a minimum compressive strength ( $f_c$ ) of 2500 psi [minimum of 24 MPa is required under ADIBC Appendix L, Section 5.1.1]. See Section 5.6.

<sup>3</sup>Hot asphalt must be applied at a rate of 25 gallons per 100 ft².

<sup>4</sup>Lightweight concrete must be listed for use in roofing systems by FM Approvals.

<sup>5</sup>See Section 3.7.8 of MOS-A details.

TABLE 7B—WIND RESISTANCE ASSEMBLIES – ADHERED ROOFING SYSTEMS WITH VAPOR RETARDER<sup>1,2,3</sup>

SYSTEM NO.	DECK	BARRIER/VAPOR RETARDER	INSULATION	COVERBOARD	MEMBRANE		ALLOWABLE WIND UPLIFT (psf)
					TYPE	ATTACHMENT	
S-1	Grade 33 Steel	<p><b>Barrier Board:</b> Min. 1/2-inch-thick Georgia-Pacific Gypsum "DensDeck Prime" fastened with FTR #14 and FTR 3" Steel Plates applied at 4 ft<sup>2</sup>.</p> <p><b>Vapor Retarder:</b> VaporTite self-adhered to concrete deck primed with Elastocol Stick Zero or FTR SA Primer</p>	Min. 1 1/2-inch thick Johns-Manville "ENRGY 3" or Atlas Roofing "ACFoam II" or Hunter "H-Shield" or Seaman's "FTR-Value H", "FTR-Value A" or "FTR-Value", adhered with FTR 601 or Millennium One Step Adhesive applied in 3/4-inch-wide ribbons at 12 inches o.c.	Min. 1/2-inch thick OSB, adhered with FTR 601 or Millennium One Step Adhesive applied in 3/4-inch-wide ribbons at 12 inches o.c.	FiberTite-FB, FiberTite-XT FB, FiberTite-SM FB, FiberTite-Xtreme FB, Style 80 FB or Style 80-M FB	Adhered with FTR-290 solvent adhesive at a rate of 1 gal/sq. or hot asphalt or spatter-applied with Polyset CR-20 or FTR-601 PG at 4 lb/sq.	30
S-2	Grade 33 Steel	<p><b>Barrier Board:</b> Min. 1/2-inch-thick Georgia-Pacific Gypsum "DensDeck Prime" fastened with FTR #14 and FTR 3" Steel Plates applied at 2 ft<sup>2</sup>.</p> <p><b>Vapor Retarder:</b> VaporTite self-adhered to concrete deck primed with Elastocol Stick Zero or FTR SA Primer</p>	Min. 1 1/2-inch thick Johns-Manville "ENRGY 3" or Atlas Roofing "ACFoam II" or Hunter "H-Shield" or Seaman's "FTR-Value H", "FTR-Value A" or "FTR-Value", adhered with FTR 601 or Millennium One Step Adhesive applied in 3/4-inch-wide ribbons at 12 inches o.c.	Min. 1/2-inch thick OSB, adhered with FTR 601 or Millennium One Step Adhesive applied in 3/4-inch-wide ribbons at 12 inches o.c.	FiberTite-FB, FiberTite-XT FB, FiberTite-SM FB, FiberTite-Xtreme FB, Style 80 FB or Style 80-M FB	Adhered with FTR-290 solvent adhesive at a rate of 1 gal/sq. or hot asphalt or spatter-applied with Polyset CR-20 or FTR-601 PG at 4 lb/sq.	45
S-3	Grade 33 Steel	<p><b>Barrier Board:</b> Min. 1/2-inch-thick Georgia-Pacific Gypsum "DensDeck Prime" or USG "SECUROCK Cement Roof Board" fastened with FTR #14 and FTR 3" Steel Plates applied at 2 ft<sup>2</sup>.</p> <p><b>Vapor Retarder:</b> VaporTite self-adhered to barrier board primed with Elastocol Stick or FTR SA Primer.</p>	Min. 1 1/2-inch-thick Johns-Manville "ENRGY 3" or Atlas Roofing "ACFoam II" or Hunter "H-Shield" or Seaman's "FTR-Value H", "FTR-Value A" or "FTR-Value", adhered with hot asphalt or FTR 601 or Millennium One Step Adhesive applied in 3/4-inch-wide ribbons at 12-inch o.c.	Min. 1/4-inch-thick Georgia-Pacific Gypsum "DensDeck Prime" or USG "SECUROCK Gypsum-Fiber Roof Board" or National Gypsum "DEXcell FA Glass Mat Roof Board", adhered with hot asphalt or FTR 601 or Millennium One Step Adhesive applied in 3/4-inch-wide ribbons at 12-inch o.c.	FiberTite, FiberTite-XT, FiberTite-SM, FiberTite-Xtreme, Style 80 or Style 80-M	Adhered with FTR-190e Bonding Adhesive roller-applied to both the underside of the roof cover and the insulation at 1 gal/100 ft <sup>2</sup> .	52.5
					FiberTite, FiberTite-XT, FiberTite-SM, FiberTite-Xtreme, Style 80 or Style 80-M	Adhered with Alpha-Tite Bonding Adhesive ( <b>not for use with DensDeck Prime</b> ) roller-applied to both the underside of the roof cover and the insulation at 1 gal/100ft <sup>2</sup> .	
					FiberTite-FB, FiberTite-XT FB, FiberTite-SM FB, FiberTite-Xtreme FB, Style 80 FB or Style 80-M FB	Adhered with hot asphalt or FTR-290 solvent adhesive at 1 gal/sq. or FTR-490 water based adhesive at 1 gal/sq. or spatter-applied with Polyset CR-20 or FTR-601 PG at 4 lb/sq. with a min. 1 1/2-inch-wide weld on every 3-inch-wide seam	

For SI: 1 inch = 25.4 mm; 1 lb = 4.448 N; 1 psf = 47.88 Pa; 1 gal = 3.785 L; 100 ft<sup>2</sup> = 9.29 m<sup>2</sup>

TABLE 7B—WIND RESISTANCE ASSEMBLIES – ADHERED ROOFING SYSTEMS WITH VAPOR RETARDER<sup>1,2,3</sup> (Continued)

SYSTEM NO.	DECK	BARRIER/VAPOR RETARDER	INSULATION	COVERBOARD	MEMBRANE		ALLOWABLE WIND UPLIFT (psf)
					TYPE	ATTACHMENT	
S-4	Grade 33 Steel	<p><b>Barrier Board:</b> Min. 1/2-inch-thick USG "SECUROCK Gypsum-Fiber Roof Board" or National Gypsum "DEXcell FA Glass Mat Roof Board" or "DEXcell Cement Roof Board", fastened with FTR #14 and FTR 3" Steel Plates applied at 2 ft<sup>2</sup>.</p> <p><b>Vapor Retarder:</b> VaporTite self-adhered to barrier board primed with Elastocol Stick or FTR SA Primer.</p>	<p>Min. 1 1/2-inch-thick Johns-Manville "ENRGY 3" or Atlas Roofing "ACFoam II" or Hunter "H-Shield" or Seaman's "FTR-Value H", "FTR-Value A" or "FTR-Value", adhered with hot asphalt or FTR 601 or Millennium One Step Adhesive applied in 3/4-inch-wide ribbons at 12-inch o.c.</p>	<p>Min. 1/4-inch-thick G-P Gypsum "DensDeck Prime" or USG "SECUROCK Gypsum-Fiber Roof Board" or National Gypsum "DEXcell FA Glass Mat Roof Board", adhered with hot asphalt or FTR 601 or Millennium One Step Adhesive applied in 3/4-inch-wide ribbons at 12-inch o.c.</p>	<p>FiberTite, FiberTite-XT, FiberTite-SM, FiberTite-XTreme, Style 80 or Style 80-M</p>	<p>Adhered with FTR-190e Bonding Adhesive roller-applied to both the underside of the roof cover and the insulation at 1 gal/100 ft<sup>2</sup>.</p>	52.5
					<p>Adhered with Alpha-Tite Bonding Adhesive (<b>not for use with DensDeck Prime</b>) roller-applied to both the underside of the roof cover and the insulation at 1 gal/100ft<sup>2</sup>.</p>	<p>FiberTite, FiberTite-XT, FiberTite-SM, FiberTite-XTreme, Style 80 or Style 80-M</p>	
					<p>FiberTite-FB, FiberTite-XT FB, FiberTite-SM FB, FiberTite-XTreme FB, Style 80 FB or Style 80-M FB</p>	<p>Adhered with hot asphalt or FTR-290 solvent adhesive at 1 gal/sq. or FTR-490 water based adhesive at 1 gal/sq. or spatter-applied Polyset CR-20 or FTR-601 PG at 4 lb/sq. with a min. 1 1/2-inch-wide weld on every 3-inch-wide seam</p>	
S-5	Grade 33 Steel	<p><b>Barrier Board:</b> Min. 1/2-inch-thick Georgia-Pacific Gypsum "DensDeck Prime" or USG "SECUROCK Gypsum-Fiber Roof Board", "SECUROCK Cement Roof Board" or National Gypsum "DEXcell FA Glass Mat Roof Board", "DEXcell Cement Roof Board", fastened with FTR #14 and FTR 3" Steel Plates applied at 2 ft<sup>2</sup>.</p> <p><b>Vapor Retarder:</b> FTR SBS Poly 3.7, FiberTite-SBS Base or FiberTite SBS 190 Base, adhered with hot asphalt or FiberTite SBS TG Base or FiberTite SBS 190 TG Base torch-applied over ASTM D41 primed board.</p>	<p>Min. 1 1/2-inch-thick Johns-Manville "ENRGY 3" or Atlas Roofing "ACFoam II" or Hunter "H-Shield" or Seaman's "FTR-Value H", "FTR-Value A" or "FTR-Value", adhered with hot asphalt or FTR 601 or Millennium One Step Adhesive applied in 3/4-inch-wide ribbons at 12-inch o.c.</p>	<p>Min. 1/4-inch-thick Georgia-Pacific Gypsum "DensDeck Prime" or USG "SECUROCK Gypsum-Fiber Roof Board" or National Gypsum "DEXcell FA Glass Mat Roof Board", adhered with hot asphalt or FTR 601 or Millennium One Step Adhesive applied in 3/4-inch-wide ribbons at 12-inch o.c.</p>	<p>FiberTite, FiberTite-XT, FiberTite-SM, FiberTite-XTreme, Style 80 or Style 80-M</p>	<p>Adhered with FTR-190e Bonding Adhesive roller-applied to both the underside of the roof cover and the insulation at 1 gal/100 ft<sup>2</sup>.</p>	52.5
					<p>FiberTite, FiberTite-XT, FiberTite-SM, FiberTite-XTreme, Style 80 or Style 80-M</p>	<p>Adhered with Alpha-Tite Bonding Adhesive (<b>not for use with DensDeck Prime</b>) roller-applied to both the underside of the roof cover and the insulation at 1 gal/100ft<sup>2</sup>.</p>	
					<p>FiberTite-FB, FiberTite-XT FB, FiberTite-SM FB, FiberTite-XTreme FB, Style 80 FB or Style 80-M FB</p>	<p>Adhered with hot asphalt or FTR-290 solvent adhesive at 1 gal/sq. or FTR-490 water based adhesive at 1 gal/sq. or spatter-applied with Polyset CR-20 or FTR-601 PG at 4 lb/sq. with a min. 1 1/2-inch-wide weld on every 3-inch-wide seam</p>	

For SI: 1 inch = 25.4 mm; 1 lb = 4.448 N; 1 psf = 47.88 Pa; 1 gal = 3.785 L; 100 ft<sup>2</sup> = 9.29 m<sup>2</sup>

TABLE 7B—WIND RESISTANCE ASSEMBLIES – ADHERED ROOFING SYSTEMS WITH VAPOR RETARDER<sup>1,2,3</sup> (Continued)

SYSTEM NO.	DECK	BARRIER/VAPOR RETARDER	INSULATION	COVERBOARD	MEMBRANE		ALLOWABLE WIND UPLIFT (psf)
					TYPE	ATTACHMENT	
S-6	Grade 33 Steel	<p><b>Barrier Board:</b> Min. 1/2-inch-thick Georgia-Pacific Gypsum "DensDeck Prime" or USG "SECUROCK Cement Roof Board" fastened with FTR #14 and FTR 3" Steel Plates applied at 1.33 ft<sup>2</sup>.</p> <p><b>Vapor Retarder:</b> VaporTite self-adhered to barrier board primed with Elastocol Stick or FTR SA Primer..</p>	Min. 1 1/2-inch-thick Johns-Manville "ENRGY 3" or Atlas Roofing "ACFoam II" or Hunter "H-Shield" or Seaman's "FTR-Value H", "FTR-Value A" or "FTR-Value", adhered with hot asphalt or FTR 601 or Millennium One Step Adhesive applied in 3/4-inch-wide ribbons at 6-inch o.c.	Min. 1/4-inch-thick Georgia-Pacific Gypsum "DensDeck Prime" or USG "SECUROCK Gypsum-Fiber Roof Board" or National Gypsum "DEXcell FA Glass Mat Roof Board", adhered with hot asphalt or FTR 601 or Millennium One Step Adhesive applied in 3/4-inch-wide ribbons at 6-inch o.c.	FiberTite, FiberTite-XT, FiberTite-SM, FiberTite-XTreme, Style 80 or Style 80-M	Adhered with FTR-190e Bonding Adhesive roller-applied to both the underside of the roof cover and the insulation at 1 gal/100 ft <sup>2</sup> .	75
					FiberTite, FiberTite-XT, FiberTite-SM, FiberTite-XTreme, Style 80 or Style 80-M	Adhered with Alpha-Tite Bonding Adhesive ( <b>not for use with DensDeck Prime</b> ) roller-applied to both the underside of the roof cover and the insulation at 1 gal/100ft <sup>2</sup> .	
					FiberTite-FB, FiberTite-XT FB, FiberTite-SM FB, FiberTite-XTreme FB, Style 80 FB or Style 80-M FB	Adhered with hot asphalt or FTR-290 solvent adhesive at 1 gal/sq. or FTR-490 water based adhesive at 1 gal/sq. or spatter-applied with Polyset CR-20 or FTR-601 PG at 4 lb/sq. with a min. 1 1/2-inch-wide weld on every 3-inch-wide seam	
S-7	Grade 33 Steel	<p><b>Barrier Board:</b> Min. 1/2-inch-thick USG "SECUROCK Gypsum-Fiber Roof Board" or National Gypsum "DEXcell FA Glass Mat Roof Board" or "DEXcell Cement Roof Board", fastened with FTR #14 and FTR 3" Steel Plates applied at 1.33 ft<sup>2</sup>.</p> <p><b>Vapor Retarder:</b> VaporTite self-adhered to barrier board primed with Elastocol Stick.</p>	Min. 1 1/2-inch-thick Johns-Manville "ENRGY 3" or Atlas Roofing "ACFoam II" or Hunter "H-Shield" or Seaman's "FTR-Value H", "FTR-Value A" or "FTR-Value", adhered with hot asphalt or FTR 601 or Millennium One Step Adhesive applied in 3/4-inch-wide ribbons at 6-inch o.c.	Min. 1/4-inch-thick Georgia-Pacific Gypsum "DensDeck Prime" or USG "SECUROCK Gypsum-Fiber Roof Board" or National Gypsum "DEXcell FA Glass Mat Roof Board", adhered with hot asphalt or FTR 601 or Millennium One Step Adhesive applied in 3/4-inch-wide ribbons at 6-inch o.c.	FiberTite, FiberTite-XT, FiberTite-SM, FiberTite-XTreme, Style 80 or Style 80-M	Adhered with FTR-190e Bonding Adhesive roller-applied to both the underside of the roof cover and the insulation at 1 gal/100 ft <sup>2</sup> .	75
					FiberTite, FiberTite-XT, FiberTite-SM, FiberTite-XTreme, Style 80 or Style 80-M	Adhered with Alpha-Tite Bonding Adhesive ( <b>not for use with DensDeck Prime</b> ) roller-applied to both the underside of the roof cover and the insulation at 1 gal/100ft <sup>2</sup> .	
					FiberTite-FB, FiberTite-XT FB, FiberTite-SM FB, FiberTite-XTreme FB, Style 80 FB or Style 80-M FB	Adhered with hot asphalt or FTR-290 solvent adhesive at 1 gal/sq. or FTR-490 water based adhesive at 1 gal/sq. or spatter-applied with Polyset CR-20 or FTR-601 PG at 4 lb/sq. with a min. 1 1/2-inch-wide weld on every 3-inch-wide seam	

For SI: 1 inch = 25.4 mm; 1 lb = 4.448 N; 1 psf = 47.88 Pa; 1 gal = 3.785 L; 100 ft<sup>2</sup> = 9.29 m<sup>2</sup>



TABLE 7B—WIND RESISTANCE ASSEMBLIES – ADHERED ROOFING SYSTEMS WITH VAPOR RETARDER<sup>1,2,3</sup> (Continued)

SYSTEM NO.	DECK	BARRIER/VAPOR RETARDER	INSULATION	COVERBOARD	MEMBRANE		ALLOWABLE WIND UPLIFT (psf)
					TYPE	ATTACHMENT	
S-8	Grade 33 Steel	<p><b>Barrier Board:</b> Min. 1/2-inch-thick Georgia-Pacific Gypsum "DensDeck Prime" or USG "SECUROCK Gypsum-Fiber Roof Board", "SECUROCK Cement Roof Board" or National Gypsum "DEXcell FA Glass Mat Roof Board", "DEXcell Cement Roof Board", fastened with FTR #14 and FTR 3" Steel Plates applied at 1.33 ft<sup>2</sup>.</p> <p><b>Vapor Retarder:</b> FiberTite-SBS Base or FiberTite SBS 190 Base, adhered with hot asphalt or FiberTite SBS TG Base or FiberTite SBS 190 TG Base torch-applied over ASTM D41 primed board.</p>	<p>Min. 1 1/2-inch-thick Johns-Manville "ENRGY 3" or Atlas Roofing "ACFoam II" or Hunter "H-Shield" or Seaman's "FTR-Value H", "FTR-Value A" or "FTR-Value", adhered with hot asphalt or FTR 601 or Millennium One Step Adhesive applied in 3/4-inch-wide ribbons at 6-inch o.c.</p>	<p>Min. 1/4-inch-thick Georgia-Pacific Gypsum "DensDeck Prime" or USG "SECUROCK Gypsum-Fiber Roof Board" or National Gypsum "DEXcell FA Glass Mat Roof Board", adhered with hot asphalt or FTR 601 or Millennium One Step Adhesive applied in 3/4-inch-wide ribbons at 6-inch o.c.</p>	<p>FiberTite, FiberTite-XT, FiberTite-SM, FiberTite-XTreme, Style 80 or Style 80-M</p>	<p>Adhered with FTR-190e Bonding Adhesive roller-applied to both the underside of the roof cover and the insulation at 1 gal/100 ft<sup>2</sup>.</p>	75
					<p>Adhered with Alpha-Tite Bonding Adhesive (<b>not for use with DensDeck Prime</b>) roller-applied to both the underside of the roof cover and the insulation at 1 gal/100ft<sup>2</sup>.</p>	<p>FiberTite, FiberTite-XT, FiberTite-SM, FiberTite-XTreme, Style 80 or Style 80-M</p>	
					<p>FiberTite-FB, FiberTite-XT FB, FiberTite-SM FB, FiberTite-XTreme FB, Style 80 FB or Style 80-M FB</p>	<p>Adhered with hot asphalt or FTR-290 solvent adhesive at 1 gal/sq. or FTR-490 water based adhesive at 1 gal/sq. or spatter-applied with Polyset CR-20 or FTR-601 PG at 4 lb/sq. with a min. 1 1/2-inch-wide weld on every 3-inch-wide seam</p>	
S-9	Grade 33 Steel	<p><b>Barrier Board:</b> Min. 1/2-inch-thick Georgia-Pacific Gypsum "DensDeck Prime" or USG "SECUROCK Cement Roof Board" fastened with FTR #14 and FTR 3" Steel Plates applied at 1 ft<sup>2</sup>.</p> <p><b>Vapor Retarder:</b> VaporTite self-adhered to barrier board primed with Elastocol Stick or FTR SA Primer.</p>	<p>Min. 1 1/2-inch-thick Johns-Manville "ENRGY 3" or Atlas Roofing "ACFoam II" or Hunter "H-Shield" or Seaman's "FTR-Value H", "FTR-Value A" or "FTR-Value", adhered with hot asphalt or FTR 601 or Millennium One Step Adhesive applied in 3/4-inch-wide ribbons at 6-inch o.c.</p>	<p>Min. 1/4-inch-thick Georgia-Pacific Gypsum "DensDeck Prime" or USG "SECUROCK Gypsum-Fiber Roof Board" or National Gypsum "DEXcell FA Glass Mat Roof Board", adhered with hot asphalt or FTR 601 or Millennium One Step Adhesive applied in 3/4-inch-wide ribbons at 6-inch o.c.</p>	<p>FiberTite, FiberTite-XT, FiberTite-SM, FiberTite-XTreme, Style 80 or Style 80-M</p>	<p>Adhered with FTR-190e Bonding Adhesive roller-applied to both the underside of the roof cover and the insulation at 1 gal/100 ft<sup>2</sup>.</p>	82.5
					<p>FiberTite, FiberTite-XT, FiberTite-SM, FiberTite-XTreme, Style 80 or Style 80-M</p>	<p>Adhered with Alpha-Tite Bonding Adhesive (<b>not for use with DensDeck Prime</b>) roller-applied to both the underside of the roof cover and the insulation at 1 gal/100ft<sup>2</sup>.</p>	
					<p>FiberTite-FB, FiberTite-XT FB, FiberTite-SM FB, FiberTite-XTreme FB Style 80 FB or Style 80-M FB</p>	<p>Adhered with hot asphalt or FTR-290 solvent adhesive at 1 gal/sq. or FTR-490 water based adhesive at 1 gal/sq. or spatter-applied with Polyset CR-20 or FTR-601 PG at 4 lb/sq. with a min. 1 1/2-inch-wide weld on every 3-inch-wide seam</p>	

For SI: 1 inch = 25.4 mm; 1 lb = 4.448 N; 1 psf = 47.88 Pa; 1 gal = 3.785 L; 100 ft<sup>2</sup> = 9.29 m<sup>2</sup>

TABLE 7B—WIND RESISTANCE ASSEMBLIES – ADHERED ROOFING SYSTEMS WITH VAPOR RETARDER<sup>1,2,3</sup> (Continued)

SYSTEM NO.	DECK	BARRIER/VAPOR RETARDER	INSULATION	COVERBOARD	MEMBRANE		ALLOWABLE WIND UPLIFT (psf)
					TYPE	ATTACHMENT	
S-10	Grade 33 Steel	<p><b>Barrier Board:</b> Min. 1/2-inch-thick USG "SECUROCK Gypsum-Fiber Roof Board" or National Gypsum "DEXcell FA Glass Mat Roof Board" or "DEXcell Cement Roof Board", fastened with FTR #14 and FTR 3" Steel Plates applied at 1 ft<sup>2</sup>.</p> <p><b>Vapor Retarder:</b> VaporTite self-adhered to barrier board primed with Elastocol Stick or FTR SA Primer.</p>	<p>Min. 1 1/2-inch-thick Johns-Manville "ENRGY 3" or Atlas Roofing "ACFoam II" or Hunter "H-Shield" or Seaman's "FTR-Value H", "FTR-Value A" or "FTR-Value", adhered with hot asphalt or FTR 601 or Millennium One Step Adhesive applied in 3/4-inch-wide ribbons at 6-inch o.c.</p>	<p>Min. 1/4-inch-thick Georgia-Pacific Gypsum "DensDeck Prime" or USG "SECUROCK Gypsum-Fiber Roof Board" or National Gypsum "DEXcell FA Glass Mat Roof Board", adhered with hot asphalt or FTR 601 or Millennium One Step Adhesive applied in 3/4-inch-wide ribbons at 6-inch o.c.</p>	<p>FiberTite, FiberTite-XT, FiberTite-SM, FiberTite-XTreme, Style 80 or Style 80-M</p>	<p>Adhered with FTR-190e Bonding Adhesive roller-applied to both the underside of the roof cover and the insulation at 1 gal/100 ft<sup>2</sup>.</p>	82.5
					<p>Adhered with Alpha-Tite Bonding Adhesive (<i>not for use with DensDeck Prime</i>) roller-applied to both the underside of the roof cover and the insulation at 1 gal/100ft<sup>2</sup>.</p>	<p>FiberTite, FiberTite-XT, FiberTite-SM, FiberTite-XTreme, Style 80 or Style 80-M</p>	
					<p>FiberTite-FB, FiberTite-XT FB, FiberTite-SM FB, FiberTite-XTreme FB, Style 80 FB or Style 80-M FB</p>	<p>Adhered with hot asphalt or FTR-290 solvent adhesive at 1 gal/sq. or FTR-490 water based adhesive at 1 gal/sq. or spatter-applied with Polyset CR-20 or FTR-601 PG at 4 lb/sq. with a min. 1 1/2-inch-wide weld on every 3-inch-wide seam</p>	
S-11	Grade 33 Steel	<p><b>Barrier Board:</b> Min. 1/2-inch-thick Georgia-Pacific Gypsum "DensDeck Prime" or USG "SECUROCK Gypsum-Fiber Roof Board", "SECUROCK Cement Roof Board" or National Gypsum "DEXcell FA Glass Mat Roof Board", "DEXcell Cement Roof Board", fastened with FTR #14 and FTR 3" Steel Plates applied at 1 ft<sup>2</sup>.</p> <p><b>Vapor Retarder:</b> FiberTite-SBS Base or FiberTite SBS 190 Base, adhered with hot asphalt or FiberTite SBS TG Base or FiberTite SBS 190 TG Base torch-applied over ASTM D41 primed board.</p>	<p>Min. 1 1/2-inch-thick Johns-Manville "ENRGY 3" or Atlas Roofing "ACFoam II" or Hunter "H-Shield" or Seaman's "FTR-Value H", "FTR-Value A" or "FTR-Value", adhered with hot asphalt or FTR 601 or Millennium One Step Adhesive applied in 3/4-inch-wide ribbons at 6-inch o.c.</p>	<p>Min. 1/4-inch-thick Georgia-Pacific Gypsum "DensDeck Prime" or USG "SECUROCK Gypsum-Fiber Roof Board" or National Gypsum "DEXcell FA Glass Mat Roof Board", adhered with hot asphalt or FTR 601 or Millennium One Step Adhesive applied in 3/4-inch-wide ribbons at 6-inch o.c.</p>	<p>FiberTite, FiberTite-XT, FiberTite-SM, FiberTite-XTreme, Style 80 or Style 80-M</p>	<p>Adhered with FTR-190e Bonding Adhesive roller-applied to both the underside of the roof cover and the insulation at 1 gal/100 ft<sup>2</sup>.</p>	82.5
					<p>FiberTite, FiberTite-XT, FiberTite-SM, FiberTite-XTreme, Style 80 or Style 80-M</p>	<p>Adhered with Alpha-Tite Bonding Adhesive (<i>not for use with DensDeck Prime</i>) roller-applied to both the underside of the roof cover and the insulation at 1 gal/100ft<sup>2</sup>.</p>	
					<p>FiberTite-FB, FiberTite-XT FB, FiberTite-SM FB, FiberTite-XTreme FB, Style 80 FB or Style 80-M FB</p>	<p>Adhered with hot asphalt or FTR-290 solvent adhesive at 1 gal/sq. or FTR-490 water based adhesive at 1 gal/sq. or spatter-applied with Polyset CR-20 or FTR-601 PG at 4 lb/sq. with a min. 1 1/2-inch-wide weld on every 3-inch-wide seam</p>	

For SI: 1 inch = 25.4 mm; 1 lb = 4.448 N; 1 psf = 47.88 Pa; 1 gal = 3.785 L; 100 ft<sup>2</sup> = 9.29 m<sup>2</sup>

TABLE 7B—WIND RESISTANCE ASSEMBLIES – ADHERED ROOFING SYSTEMS WITH VAPOR RETARDER<sup>1,2,3</sup> (Continued)

SYSTEM NO.	DECK	BARRIER/VAPOR RETARDER	INSULATION	COVERBOARD	MEMBRANE		ALLOWABLE WIND UPLIFT (psf)
					TYPE	ATTACHMENT	
S-12	Grade 80 Steel	<p><b>Barrier Board:</b> Min. 1/2-inch-thick USG "SECUROCK Gypsum-Fiber Roof Board" or National Gypsum "DEXcell FA Glass Mat Roof Board" or "DEXcell Cement Roof Board", fastened with FTR #14 and FTR 3" Steel Plates applied at 1 ft<sup>2</sup>.</p> <p><b>Vapor Retarder:</b> VaporTite self-adhered to barrier board primed with Elastocol Stick or FTR SA Primer..</p>	<p>Min. 1 1/2-inch-thick Johns-Manville "ENRGY 3" or Atlas Roofing "ACFoam II" or Hunter "H-Shield" or Seaman's "FTR-Value H", "FTR-Value A" or "FTR-Value", adhered with hot asphalt or FTR 601 or Millennium One Step Adhesive applied in 3/4-inch-wide ribbons at 6-inch o.c.</p>	<p>Min. 1/4-inch-thick Georgia-Pacific Gypsum "DensDeck Prime" or USG "SECUROCK Gypsum-Fiber Roof Board" or National Gypsum "DEXcell FA Glass Mat Roof Board", adhered with hot asphalt or FTR 601 or Millennium One Step Adhesive applied in 3/4-inch-wide ribbons at 6-inch o.c.</p>	FiberTite, FiberTite-XT, FiberTite-SM, FiberTite-Xtreme, Style 80 or Style 80-M	Adhered with FTR-190e Bonding Adhesive roller-applied to both the underside of the roof cover and the insulation at 1 gal/100 ft <sup>2</sup> .	90
					FiberTite, FiberTite-XT, FiberTite-SM, FiberTite-Xtreme, Style 80 or Style 80-M	Adhered with Alpha-Tite Bonding Adhesive ( <i>not for use with DensDeck Prime</i> ) roller-applied to both the underside of the roof cover and the	
					FiberTite-FB, FiberTite-XT FB, FiberTite-SM FB, FiberTite-Xtreme FB, Style 80 FB or Style 80-M FB	Adhered with hot asphalt or FTR-290 solvent adhesive at 1 gal/sq. or FTR-490 water based adhesive at 1 gal/sq. or or spatter-applied with Polyset CR-20 or FTR-601 PG at 4 lb/sq. with a min. 1 1/2-inch-wide weld on every 3-inch-	
S-13	Grade 80 Steel	<p><b>Barrier Board:</b> Min. 1/2-inch-thick Georgia-Pacific Gypsum "DensDeck Prime" or USG "SECUROCK Gypsum-Fiber Roof Board", "SECUROCK Cement Roof Board" or National Gypsum "DEXcell FA Glass Mat Roof Board", "DEXcell Cement Roof Board", fastened with FTR #14 and FTR 3" Steel Plates applied at 1 ft<sup>2</sup>.</p> <p><b>Vapor Retarder:</b> FiberTite-SBS Base or FiberTite SBS 190 Base, adhered with hot asphalt or FiberTite SBS TG Base or FiberTite SBS 190 TG Base torch-applied over ASTM D41 primed board.</p>	<p>Min. 1 1/2-inch-thick Johns-Manville "ENRGY 3" or Atlas Roofing "ACFoam II" or Hunter "H-Shield" or Seaman's "FTR-Value H", "FTR-Value A" or "FTR-Value", adhered with hot asphalt or FTR 601 or Millennium One Step Adhesive applied in 3/4-inch-wide ribbons at 6-inch o.c.</p>	<p>Min. 1/4-inch-thick Georgia-Pacific Gypsum "DensDeck Prime" or USG "SECUROCK Gypsum-Fiber Roof Board" or National Gypsum "DEXcell FA Glass Mat Roof Board", adhered with hot asphalt or FTR 601 or Millennium One Step Adhesive applied in 3/4-inch-wide ribbons at 6-inch o.c.</p>	FiberTite, FiberTite-XT, FiberTite-SM, FiberTite-Xtreme, Style 80 or Style 80-M	Adhered with FTR-190e Bonding Adhesive roller-applied to both the underside of the roof cover and the insulation at 1 gal/100 ft <sup>2</sup> .	90
					FiberTite, FiberTite-XT, FiberTite-SM, FiberTite-Xtreme, Style 80 or Style 80-M	Adhered with Alpha-Tite Bonding Adhesive ( <b>not for use with DensDeck Prime</b> ) roller-applied to both the underside of the roof cover and the insulation at	
					FiberTite-FB, FiberTite-XT FB, FiberTite-SM FB, FiberTite-Xtreme FB, Style 80 FB or Style 80-M FB	Adhered with hot asphalt or FTR-290 solvent adhesive at 1 gal/sq. or FTR-490 water based adhesive at 1 gal/sq. or with spatter-applied Polyset CR-20 or FTR-601 PG at 4 lb/sq. with a min. 1 1/2-inch-wide weld on every 3-inch-wide seam	

For SI: 1 inch = 25.4 mm; 1 lb = 4.448 N; 1 psf = 47.88 Pa; 1 gal = 3.785 L; 100 ft<sup>2</sup> = 9.29 m<sup>2</sup>

TABLE 7B—WIND RESISTANCE ASSEMBLIES – ADHERED ROOFING SYSTEMS WITH VAPOR RETARDER<sup>1,2,3</sup> (Continued)

SYSTEM NO.	DECK	BARRIER/VAPOR RETARDER	INSULATION	COVERBOARD	MEMBRANE		ALLOWABLE WIND UPLIFT (psf)
					TYPE	ATTACHMENT	
S-14	Grade 80 Steel	<p><i>Barrier Board:</i> Min. 1/2-inch-thick Georgia-Pacific Gypsum "DensDeck Prime" or USG "SECUROCK Cement Roof Board" fastened with FTR #14 and FTR 3" Steel Plates applied at 1 ft<sup>2</sup>.</p> <p><i>Vapor Retarder:</i> VaporTite self-adhered to barrier board primed with Elastocol Stick or FTR SA Primer..</p>	<p>Min. 1 1/2-inch-thick Atlas Roofing "ACFoam II" or Seaman's "FTR-Value A", adhered with hot asphalt or FTR 601 or Millennium One Step Adhesive applied in 3/4-inch-wide ribbons at 6-inch o.c.</p>	<p>Min. 1/4-inch-thick Georgia-Pacific Gypsum "DensDeck Prime" or USG "SECUROCK Gypsum-Fiber Roof Board" or National Gypsum "DEXcell FA Glass Mat Roof Board", adhered with hot asphalt or FTR 601 or Millennium One Step Adhesive applied in 3/4-inch-wide ribbons at 6-inch o.c.</p>	FiberTite, FiberTite-XT, FiberTite-SM, FiberTite-XTreme, Style 80 or Style 80-M	Adhered with FTR-190e Bonding Adhesive roller-applied to both the underside of the roof cover and the insulation at 1 gal/100 ft <sup>2</sup> .	105
					FiberTite, FiberTite-XT, FiberTite-SM, FiberTite-XTreme, Style 80 or Style 80-M	Adhered with Alpha-Tite Bonding Adhesive ( <b>not for use with DensDeck Prime</b> ) roller-applied to both the underside of the roof cover and the insulation at 1 gal/100ft <sup>2</sup> .	
					FiberTite-FB, FiberTite-XT FB, FiberTite-SM FB, FiberTite-Xtreme FB, Style 80 FB or Style 80-M FB	Adhered with hot asphalt or FTR-290 solvent adhesive at 1 gal/sq. or FTR-490 water based adhesive at 1 gal/sq. or spatter-applied with Polyset CR-20 or FTR-601 PG at 4 lb/sq. with a min. 1 1/2-inch-wide weld on every 3-inch-wide seam	
C-1	Concrete	<p>FiberTite-SBS Base or FiberTite SBS 190 Base, adhered with Millennium Hurricane Force Membrane Adhesive or FTR SBS Adhesive applied in 3/4-inch-wide ribbons at 12 inches o.c.</p>	<p>Min. 1 1/2-inch-thick Atlas Roofing "ACFoam II" or Hunter "H-Shield" or Seaman's "FTR-Value H", "FTR-Value A", adhered with hot asphalt or FTR 601 or Millennium One Step Adhesive applied in 3/4-inch-wide ribbons at 12-inch o.c.</p>	<p>Min. 1/4-inch-thick Georgia-Pacific Gypsum "DensDeck Prime" or USG "SECUROCK Gypsum-Fiber Roof Board" or National Gypsum "DEXcell FA Glass Mat Roof Board", adhered with hot asphalt or FTR 601 or Millennium One Step Adhesive applied in 3/4-inch-wide ribbons at 12-inch o.c.</p>	<p>FiberTite-FB, FiberTite-XT FB, FiberTite-SM FB, FiberTite-Xtreme FB, Style 80 FB or Style 80-M FB</p>	Adhered with FTR-190e Bonding Adhesive roller-applied to both the underside of the roof cover and the insulation at 1 gal/100 ft <sup>2</sup> .	75
						Adhered with Alpha-Tite Bonding Adhesive ( <b>not for use with DensDeck Prime</b> ) roller-applied to both the underside of the roof cover and the insulation at 1 gal/100ft <sup>2</sup> .	75

For SI: 1 inch = 25.4 mm; 1 lb = 4.448 N; 1 psf = 47.88 Pa; 1 gal = 3.785 L; 100 ft<sup>2</sup> = 9.29 m<sup>2</sup>

TABLE 7B—WIND RESISTANCE ASSEMBLIES – ADHERED ROOFING SYSTEMS WITH VAPOR RETARDER<sup>1,2,3</sup> (Continued)

SYSTEM NO.	DECK	BARRIER/VAPOR RETARDER	INSULATION	COVERBOARD	MEMBRANE		ALLOWABLE WIND UPLIFT (psf)
					TYPE	ATTACHMENT	
C-2	Concrete	FiberTite-SBS Base or FiberTite SBS 190 Base, adhered with Millennium Hurricane Force Membrane Adhesive or FTR SBS Adhesive at a rate of 1.5 to 2.0 gal/sq.	Min. 1½-inch-thick Atlas Roofing "ACFoam II" or Hunter "H-Shield" or Seaman's "FTR-Value H", "FTR-Value A", adhered with hot asphalt or FTR 601 or Millennium One Step Adhesive applied in ¾-inch-wide ribbons at 12-inch o.c.	Min. ¼-inch-thick Georgia-Pacific Gypsum "DensDeck Prime" or USG "SECUROCK Gypsum-Fiber Roof Board" or National Gypsum "DEXcell FA Glass Mat Roof Board", adhered with hot asphalt or FTR 601 or Millennium One Step Adhesive applied in ¾-inch-wide ribbons at 12-inch o.c.	FiberTite-FB, FiberTite-XT FB, FiberTite-SM FB, FiberTite-Xtreme FB, Style 80 FB or Style 80-M FB	Adhered with FTR-601 PG in a spatter application with a min. 1½-inch-wide weld on every 3-inch-wide seam	112.5
					FiberTite-FB, FiberTite-XT FB, FiberTite-SM FB, Style 80 FB or Style 80-M FB	Adhered with spatter-applied Polyset CR-20 at 4 lb/sq	120
C-3	Concrete	VaporTite self-adhered to concrete deck primed with Elastocol Stick Zero or FTR SA Primer	Min. 1½-inch-thick Atlas Roofing "ACFoam II" or Hunter "H-Shield" or Seaman's "FTR-Value H", "FTR-Value A", adhered with hot asphalt or FTR 601 or Millennium One Step Adhesive applied in ¾-inch-wide ribbons at 12-inch o.c.	Min. ¼-inch-thick Georgia-Pacific Gypsum "DensDeck Prime" or USG "SECUROCK Gypsum-Fiber Roof Board" or National Gypsum "DEXcell FA Glass Mat Roof Board", adhered with hot asphalt or FTR 601 or Millennium One Step Adhesive applied in ¾-inch-wide ribbons at 12-inch o.c.	FiberTite-FB, FiberTite-XT FB, FiberTite-SM FB, FiberTite-Xtreme FB, Style 80 FB or Style 80-M FB	Adhered with FTR-601 PG in a spatter application with a min. 1½-inch-wide weld on every 3-inch-wide seam	112.5
					FiberTite-FB, FiberTite-XT FB, FiberTite-SM FB, FiberTite-Xtreme FB, Style 80 FB or Style 80-M FB	Adhered with spatter-applied Polyset CR-20 at 4 lb/sq	120
C-4	Concrete	(Optional) VaporTite self-adhered to concrete deck primed with Elastocol Stick Zero	Min. 1½-inch thick Johns-Manville "ENRGY 3" or Atlas Roofing "ACFoam II" or Hunter "H-Shield" or Seaman's "FTR-Value H", "FTR-Value A" or "FTR-Value", adhered with FTR 601 or Millennium One Step Adhesive applied in ¾-inch-wide ribbons at 12 inches o.c.	Min. ½-inch-thick OSB, adhered with FTR 601 or Millennium One Step Adhesive applied in ¾-inch-wide ribbons at 12 inches o.c.	FiberTite-FB, FiberTite-XT FB, FiberTite-SM FB, FiberTite-Xtreme FB, Style 80 FB or Style 80-M FB	Adhered with FTR-601 PG in a spatter application with a min. 1½-inch-wide weld on every 3-inch-wide seam	112.5
					FiberTite-FB, FiberTite-XT FB, FiberTite-SM FB, Style 80 FB or Style 80-M FB	Adhered with FTR-290 solvent adhesive at a rate of 1 gal/sq. or hot asphalt or spatter-applied Polyset CR-20 at 4 lb/sq.	150

For SI: 1 inch = 25.4 mm; 1 lb = 4.448 N; 1 psf = 47.88 Pa; 1 gal = 3.785 L; 100 ft² = 9.29 m²

TABLE 7B—WIND RESISTANCE ASSEMBLIES – ADHERED ROOFING SYSTEMS WITH VAPOR RETARDER<sup>1,2,3</sup> (Continued)

SYSTEM NO.	DECK	BARRIER/VAPOR RETARDER	INSULATION	COVERBOARD	MEMBRANE		ALLOWABLE WIND UPLIFT (psf)
					TYPE	ATTACHMENT	
C-5	Concrete	(Optional) FiberTite-SBS Base or FiberTite SBS 190 Base, adhered with hot asphalt or FiberTite SBS TG Base or FiberTite SBS 190 TG Base torch-applied over ASTM D41 primed board.	Min. 1 1/2-inch thick Johns-Manville "ENRGY 3" or Atlas Roofing "ACFoam II" or Hunter "H-Shield" or Seaman's "FTR-Value H", "FTR-Value A" or "FTR-Value", adhered with FTR 601 or Millennium One Step Adhesive applied in 3/4-inch-wide ribbons at 12 inches o.c.	Min. 1/2-inch thick OSB, adhered with FTR 601 or Millennium One Step Adhesive applied in 3/4-inch-wide ribbons at 12 inches o.c.	FiberTite-FB, FiberTite-XT FB, FiberTite-SM FB, FiberTite-Xtreme FB, Style 80 FB or Style 80-M FB	Adhered with FTR-601 PG in a spatter application with a min. 1 1/2-inch-wide weld on every 3-inch-wide seam	112.5
					FiberTite-FB, FiberTite-XT FB, FiberTite-SM FB, FiberTite-Xtreme FB, Style 80 FB or Style 80-M FB	Adhered with FTR-290 solvent adhesive at a rate of 1 gal/sq. or hot asphalt or spatter-applied Polyset CR-20 at 4 lb/sq.	150
C-6	Primed Concrete	VaporTite self-adhered to concrete deck primed with Elastocol Stick or FTR SA Primer	Min. 1 1/2-inch-thick Atlas Roofing "ACFoam II" or Seaman's "FTR-Value A", adhered with hot asphalt or FTR 601 or Millennium One Step Adhesive applied in 3/4-inch-wide ribbons at 12 inches o.c.	Min. 1/4-inch-thick Georgia-Pacific Gypsum "DensDeck Prime" or USG "SECUROCK Gypsum-Fiber Roof Board" or National Gypsum "DEXcell FA Glass Mat Roof Board", adhered with FTR 601 or Millennium One Step Adhesive applied in 3/4-inch-wide ribbons at 12 inches o.c.	FiberTite-FB, FiberTite-XT FB, FiberTite-SM FB, FiberTite-Xtreme FB, Style 80 FB or Style 80-M FB	Adhered with FTR-601 PG in a spatter application with a min. 1 1/2-inch-wide weld on every 3-inch-wide seam	112.5
					FiberTite, FiberTite-XT, FiberTite-SM, FiberTite-Xtreme, Style 80 or Style 80-M	Adhered with FTR-190e Bonding Adhesive roller-applied to both the underside of the roof cover and the insulation at 1 gal/100 ft <sup>2</sup> .	210
					FiberTite, FiberTite-XT, FiberTite-SM, FiberTite-Xtreme, Style 80 or Style 80-M	Adhered with Alpha-Tite Bonding Adhesive ( <b>not for use with DensDeck Prime</b> ) roller-applied to both the underside of the roof cover and the insulation at 1 gal/100ft <sup>2</sup> .	
					FiberTite-FB, FiberTite-XT FB, FiberTite-SM FB, FiberTite-Xtreme FB, Style 80 FB or Style 80-M FB	Adhered with hot asphalt or FTR-290 solvent adhesive at 1 gal/sq. or FTR-490 water based adhesive at 1 gal/sq. or or spatter-applied Polyset CR-20 at 4 lb/sq. with a min. 1 1/2-inch-wide weld on every 3-inch-wide seam	

For SI: 1 inch = 25.4 mm; 1 lb = 4.448 N; 1 psf = 47.88 Pa; 1 gal = 3.785 L; 100 ft<sup>2</sup> = 9.29 m<sup>2</sup>



TABLE 7B—WIND RESISTANCE ASSEMBLIES – ADHERED ROOFING SYSTEMS WITH VAPOR RETARDER<sup>1,2,3</sup> (Continued)

SYSTEM NO.	DECK	BARRIER/VAPOR RETARDER	INSULATION	COVERBOARD	MEMBRANE		ALLOWABLE WIND UPLIFT (psf)
					TYPE	ATTACHMENT	
C-7	Primed Concrete	FiberTite-SBS Base or FiberTite SBS 190 Base adhered with asphalt over ASTM D41 primed deck	Min. 1 1/2-inch-thick Atlas Roofing "ACFoam II" or Seaman's "FTR-Value A", adhered with hot asphalt or FTR 601 or Millennium One Step Adhesive applied in 3/4-inch-wide ribbons at 12 inches o.c.	Min. 1/4-inch-thick Georgia-Pacific Gypsum "DensDeck Prime" or USG "SECUROCK Gypsum-Fiber Roof Board" or National Gypsum "DEXcell FA Glass Mat Roof Board", adhered with FTR 601 or Millennium One Step Adhesive applied in 3/4-inch-wide ribbons at 12 inches o.c.	FiberTite-FB, FiberTite-XT FB, FiberTite-SM FB, FiberTite-Xtreme FB, Style 80 FB or Style 80-M FB	Adhered with FTR-601 PG in a spatter application with a min. 1 1/2-inch-wide weld on every 3-inch-wide seam	112.5
					FiberTite, FiberTite-XT, FiberTite-SM, FiberTite-Xtreme, Style 80 or Style 80-M	Adhered with FTR-190e Bonding Adhesive roller-applied to both the underside of the roof cover and the insulation at 1 gal/100 ft <sup>2</sup> .	210
					FiberTite, FiberTite-XT, FiberTite-SM, FiberTite-Xtreme, Style 80 or Style 80-M	Adhered with Alpha-Tite Bonding Adhesive ( <b>not for use with DensDeck Prime</b> ) roller-applied to both the underside of the roof cover and the insulation at 1 gal/100ft <sup>2</sup> .	
					FiberTite-FB, FiberTite-XT FB, FiberTite-SM FB, FiberTite-Xtreme FB, Style 80 FB or Style 80-M FB	Adhered with hot asphalt or FTR-290 solvent adhesive at 1 gal/sq. or FTR-490 water based adhesive at 1 gal/sq. or or spatter-applied Polyset CR-20 at 4 lb/sq. with a min. 1 1/2-inch-wide weld on every 3-inch-wide seam	
C-8	Primed Concrete	FiberTite SBS TG Base or FiberTite SBS 190 TG Base torch-applied over ASTM D41 primed deck	Min. 1 1/2-inch-thick Atlas Roofing "ACFoam II" or Seaman's "FTR-Value A", adhered with hot asphalt or FTR 601 or Millennium One Step Adhesive applied in 3/4-inch-wide ribbons at 12 inches o.c.	Min. 1/4-inch-thick Georgia-Pacific Gypsum "DensDeck Prime" or USG "SECUROCK Gypsum-Fiber Roof Board" or National Gypsum "DEXcell FA Glass Mat Roof Board", adhered with FTR 601 or Millennium One Step Adhesive applied in 3/4-inch-wide ribbons at 12 inches o.c.	FiberTite-FB, FiberTite-XT FB, FiberTite-SM FB, FiberTite-Xtreme FB, Style 80 FB or Style 80-M FB	Adhered with FTR-601 PG in a spatter application with a min. 1 1/2-inch-wide weld on every 3-inch-wide seam	112.5
					FiberTite, FiberTite-XT, FiberTite-SM, FiberTite-Xtreme, Style 80 or Style 80-M	Adhered with FTR-190e Bonding Adhesive roller-applied to both the underside of the roof cover and the insulation at 1 gal/100 ft <sup>2</sup> .	210
					FiberTite, FiberTite-XT, FiberTite-SM, FiberTite-Xtreme, Style 80 or Style 80-M	Adhered with Alpha-Tite Bonding Adhesive ( <b>not for use with DensDeck Prime</b> ) roller-applied to both the underside of the roof cover and the insulation at 1 gal/100ft <sup>2</sup> .	
					FiberTite-FB, FiberTite-XT FB, FiberTite-SM FB, FiberTite-Xtreme FB, Style 80 FB or Style 80-M FB	Adhered with hot asphalt or FTR-290 solvent adhesive at 1 gal/sq. or FTR-490 water based adhesive at 1 gal/sq. or spatter-applied Polyset CR-20 at 4 lb/sq. with a min. 1 1/2-inch-wide weld on every 3-inch-wide seam	

For SI: 1 inch = 25.4 mm; 1 lb = 4.448 N; 1 psf = 47.88 Pa; 1 gal = 3.785 L; 100 ft<sup>2</sup> = 9.29 m<sup>2</sup>



TABLE 7B—WIND RESISTANCE ASSEMBLIES – ADHERED ROOFING SYSTEMS WITH VAPOR RETARDER<sup>1,2,3</sup> (Continued)

SYSTEM NO.	DECK	BARRIER/VAPOR RETARDER	INSULATION	COVERBOARD	MEMBRANE		ALLOWABLE WIND UPLIFT (psf)
					TYPE	ATTACHMENT	
C-9	Primed Concrete	VaporTite self-adhered to concrete deck primed with Elastocol Stick or FTR SA Primer.	Min. 1 1/2-inch thick Johns-Manville "ENRGY 3" or Atlas Roofing "ACFoam II" or Hunter "H-Shield" or Seaman's "FTR-Value H" "FTR-Value A", or "FTR-Value", adhered with FTR 601 or Millennium One Step Adhesive applied in 3/4-inch-wide ribbons at 12 inches o.c.	Min. 1/2-inch-thick Hunter "H-Shield" HD Coverboard", adhered with FTR 601 or Millennium One Step Adhesive applied in 3/4-inch-wide ribbons at 12 inches o.c.	FiberTite Xtreme FB, FiberTite FB, FiberTite SM FB, FiberTite XT FB, Style 80 FB, Style 80 M FB	Adhered with FTR-390 applied at 1.67 gal/sq	52.5
C-10	Primed Concrete	FTR SBS Poly 3.0, FTR SBS Poly 3.7 FiberTite-SBS Base or FiberTite SBS 190 Base, adhered with hot asphalt over ASTM D41 primed deck.	Min. 1 1/2-inch thick Johns-Manville "ENRGY 3" or Atlas Roofing "ACFoam II" or Hunter "H-Shield" or Seaman's "FTR-Value H", "FTR-Value A", or "FTR-Value", adhered with FTR 601 or Millennium One Step Adhesive applied in 3/4-inch-wide ribbons at 12 inches o.c.	Min. 1/2-inch-thick Hunter "H-Shield" HD Coverboard", adhered with FTR 601 or Millennium One Step Adhesive applied in 3/4-inch-wide ribbons at 12 inches o.c.	FiberTite Xtreme FB, FiberTite FB, FiberTite SM FB, FiberTite XT FB, Style 80 FB, Style 80 M FB	Adhered with FTR-390 applied at 1.67 gal/sq	52.5
C-11	Primed Concrete	FTR SBS Poly 3.0, FTR SBS Poly 3.7, FiberTite SBS TG Base or FiberTite SBS 190 TG Base torch-applied over ASTM D41 primed deck.	Min. 1 1/2-inch thick Johns-Manville "ENRGY 3" or Atlas Roofing "ACFoam II" or Hunter "H-Shield" or Seaman's "FTR-Value H" "FTR-Value A", or "FTR-Value", adhered with FTR 601 or Millennium One Step Adhesive applied in 3/4-inch-wide ribbons at 12 inches o.c.	Min. 1/2-inch-thick Hunter "H-Shield" HD Coverboard", adhered with FTR 601 or Millennium One Step Adhesive applied in 3/4-inch-wide ribbons at 12 inches o.c.	FiberTite Xtreme FB, FiberTite FB, FiberTite SM FB, FiberTite XT FB, Style 80 FB, Style 80 M FB	Adhered with FTR-390 applied at 1.67 gal/sq	52.5
C-12	Primed Concrete	FTR SBS Poly 3.0, FTR SBS Poly 3.7, FiberTite SBS Base or FiberTite SBS 190 Base adhered with FTR SBS Adhesive or COLPLY EF Adhesive at a rate of 1.5 to 2.0 gal/sq.	Min. 1 1/2-inch thick Johns-Manville "ENRGY 3" or Atlas Roofing "ACFoam II" or Hunter "H-Shield" or Seaman's "FTR-Value H" "FTR-Value A", or "FTR-Value", adhered with FTR 601 or Millennium One Step Adhesive applied in 3/4-inch-wide ribbons at 12 inches o.c.	Min. 1/2-inch-thick Hunter "H-Shield" HD Coverboard", adhered with FTR 601 or Millennium One Step Adhesive applied in 3/4-inch-wide ribbons at 12 inches o.c.	FiberTite Xtreme FB, FiberTite FB, FiberTite SM FB, FiberTite XT FB, Style 80 FB, Style 80 M FB	Adhered with FTR-390 applied at 1.67 gal/sq	52.5

For SI: 1 inch = 25.4 mm; 1 lb = 4.448 N; 1 psf = 47.88 Pa; 1 gal = 3.785 L; 100 ft<sup>2</sup> = 9.29 m<sup>2</sup>

TABLE 7B—WIND RESISTANCE ASSEMBLIES – ADHERED ROOFING SYSTEMS WITH VAPOR RETARDER<sup>1,2,3</sup> (Continued)

SYSTEM NO.	DECK	BARRIER/VAPOR RETARDER	INSULATION	COVERBOARD	MEMBRANE		ALLOWABLE WIND UPLIFT (psf)
					TYPE	ATTACHMENT	
C-13	Primed Concrete	VaporTite self-adhered to concrete deck primed with Elastocol Stick or FTR SA Primer.	Min. 1½-inch thick Johns-Manville "ENRGY 3" or Atlas Roofing "ACFoam II" or Hunter "H-Shield" or Seaman's "FTR-Value H" "FTR-Value A", or "FTR-Value", adhered with FTR 601 or Millennium One Step Adhesive applied in ¾-inch-wide ribbons at 12 inches o.c..	Min. ½-inch-thick Hunter "H-Shield HD Coverboard", adhered with hot asphalt applied at 20 to 25 lb/sq	FiberTite FB, FiberTite SM FB, FiberTite XT FB, FiberTite Xtreme FB, Style 80 FB, Style 80 M FB	Adhered with FTR-390 applied at 1.67 gal/sq.	120
C-14	Primed Concrete	FTR SBS Poly 3.0, FTR SBS Poly 3.7 FiberTite-SBS Base or FiberTite SBS 190 Base, adhered with hot asphalt over ASTM D41 primed deck.	Min. 1½-inch thick Johns-Manville "ENRGY 3" or Atlas Roofing "ACFoam II" or Hunter "H-Shield" or Seaman's "FTR-Value H" "FTR-Value A", or "FTR-Value", adhered with FTR 601 or Millennium One Step Adhesive applied in ¾-inch-wide ribbons at 12 inches o.c.	Min. ½-inch-thick Hunter "H-Shield HD Coverboard", adhered with hot asphalt applied at 20 to 25 lb/sq	FiberTite FB, FiberTite SM FB, FiberTite XT FB, FiberTite Xtreme FB, Style 80 FB, Style 80 M FB	Adhered with FTR-390 applied at 1.67 gal/sq.	120
C-15	Primed Concrete	FTR SBS Poly 3.0, FTR SBS Poly 3.7 FiberTite-SBS Base or FiberTite SBS 190 Base, adhered with hot asphalt over ASTM D41 primed deck.	Min. 1½-inch thick Johns-Manville "ENRGY 3" or Atlas Roofing "ACFoam II" or Hunter "H-Shield" or Seaman's "FTR-Value H" "FTR-Value A", or "FTR-Value", adhered with FTR 601 or Millennium One Step Adhesive applied in ¾-inch-wide ribbons at 12 inches o.c.	Min. ½-inch-thick Hunter "H-Shield HD Coverboard", adhered with hot asphalt applied at 20 to 25 lb/sq	FiberTite FB, FiberTite SM FB, FiberTite XT FB, FiberTite Xtreme FB, Style 80 FB, Style 80 M FB	Adhered with FTR-390 applied at 1.67 gal/sq.	120
C-16	Primed Concrete	FTR SBS Poly 3.0, FTR SBS Poly 3.7, FiberTite SBS Base or FiberTite SBS 190 Base adhered with FTR SBS Adhesive or COLPLY EF Adhesive at a rate of 1.5 to 2.0 gal/sq.	Min. 1½-inch thick Johns-Manville "ENRGY 3" or Atlas Roofing "ACFoam II" or Hunter "H-Shield" or Seaman's "FTR-Value H" "FTR-Value A", or "FTR-Value", adhered with FTR 601 or Millennium One Step Adhesive applied in ¾-inch-wide ribbons at 12 inches o.c.	Min. ½-inch-thick Hunter "H-Shield HD Coverboard", adhered with hot asphalt applied at 20 to 25 lb/sq	FiberTite FB, FiberTite SM FB, FiberTite XT FB, FiberTite Xtreme FB, Style 80 FB, Style 80 M FB	Adhered with FTR-390 applied at 1.67 gal/sq.	120

For SI: 1 inch = 25.4 mm; 1 lb = 4.448 N; 1 psf = 47.88 Pa; 1 gal = 3.785 L; 100 ft<sup>2</sup> = 9.29 m<sup>2</sup>

TABLE 7B—WIND RESISTANCE ASSEMBLIES – ADHERED ROOFING SYSTEMS WITH VAPOR RETARDER<sup>1,2,3</sup> (Continued)

SYSTEM NO.	DECK	BARRIER/VAPOR RETARDER	INSULATION	COVERBOARD	MEMBRANE		ALLOWABLE WIND UPLIFT (psf)
					TYPE	ATTACHMENT	
C-17	Primed Concrete	FTR SBS Poly 3.0, FTR SBS Poly 3.7, FiberTite SBS Base or FiberTite SBS 190 Base adhered with FTR SBS Adhesive or COLPLY EF Adhesive at a rate of 1.5 to 2.0 gal/sq. or with hot asphalt over ASTM D41 primed deck.	Min. 1½-inch thick Johns-Manville "ENRGY 3" or Atlas Roofing "ACFoam II" or Hunter "H-Shield" or Seaman's "FTR-Value H", "FTR-Value A" or "FTR-Value", adhered with FTR 601 or Millennium One Step Adhesive applied in ¾-inch-wide ribbons at 12 inches o.c.	(Optional) Min. ¼-inch-thick Georgia-Pacific Gypsum "DensDeck Prime" or USG "SECUROCK Gypsum-Fiber Roof Board" or National Gypsum "DEXcell FA Glass Mat Roof Board", adhered with FTR 601 or Millennium One Step Adhesive applied in ¾-inch-wide ribbons at 12 inches o.c.	FiberTite, FiberTite-XT, FiberTite-SM, FiberTite-XTreme, Style 80 or Style 80-M	Adhered with Alpha-Tite Bonding Adhesive applied at 0.83 to 1.0 gal/square per surface.	225
C-18	Primed Concrete	FTR SBS Poly 3.0, FTR SBS Poly 3.7, FiberTite SBS TG Base or FiberTite SBS 190 TG Base torch-applied over ASTM D41 primed deck..	Min. 1½-inch thick Johns-Manville "ENRGY 3" or Atlas Roofing "ACFoam II" or Hunter "H-Shield" or Seaman's "FTR-Value H", "FTR-Value A" or "FTR-Value", adhered with FTR 601 or Millennium One Step Adhesive applied in ¾-inch-wide ribbons at 12 inches o.c.	(Optional) Min. ¼-inch-thick Georgia-Pacific Gypsum "DensDeck Prime" or USG "SECUROCK Gypsum-Fiber Roof Board" or National Gypsum "DEXcell FA Glass Mat Roof Board", adhered with FTR 601 or Millennium One Step Adhesive applied in ¾-inch-wide ribbons at 12 inches o.c.	FiberTite, FiberTite-XT, FiberTite-SM, FiberTite-XTreme, Style 80 or Style 80-M	Adhered with Alpha-Tite Bonding Adhesive applied at 0.83 to 1.0 gal/square per surface.	225
C-19	Primed Concrete	FTR SBS Poly 3.0, FTR SBS Poly 3.7, FiberTite SBS Base or FiberTite SBS 190 Base adhered with FTR SBS Adhesive or COLPLY EF Adhesive at a rate of 1.5 to 2.0 gal/sq. or with hot asphalt over ASTM D41 primed deck.	Min. 1½-inch thick Johns-Manville "ENRGY 3" or Atlas Roofing "ACFoam II" or Hunter "H-Shield" or Seaman's "FTR-Value H", "FTR-Value A" or "FTR-Value", adhered with FTR 601 or Millennium One Step Adhesive applied in ¾-inch-wide ribbons at 6 inches o.c.	(Optional) Min. ¼-inch-thick Georgia-Pacific Gypsum "DensDeck Prime" or USG "SECUROCK Gypsum-Fiber Roof Board" or National Gypsum "DEXcell FA Glass Mat Roof Board", adhered with FTR 601 or Millennium One Step Adhesive applied in ¾-inch-wide ribbons at 6 inches o.c.	FiberTite, FiberTite-XT, FiberTite-SM, FiberTite-XTreme, Style 80 or Style 80-M	Adhered with Alpha-Tite Bonding Adhesive applied at 0.83 to 1.0 gal/square per surface.	373
C-20	Primed Concrete	FTR SBS Poly 3.0, FTR SBS Poly 3.7, FiberTite SBS TG Base or FiberTite SBS 190 TG Base torch-applied over ASTM D41 primed deck..	Min. 1½-inch thick Johns-Manville "ENRGY 3" or Atlas Roofing "ACFoam II" or Hunter "H-Shield" or Seaman's "FTR-Value H", "FTR-Value A" or "FTR-Value", adhered with FTR 601 or Millennium One Step Adhesive applied in ¾-inch-wide ribbons at 6 inches o.c.	(Optional) Min. ¼-inch-thick Georgia-Pacific Gypsum "DensDeck Prime" or USG "SECUROCK Gypsum-Fiber Roof Board" or National Gypsum "DEXcell FA Glass Mat Roof Board", adhered with FTR 601 or Millennium One Step Adhesive applied in ¾-inch-wide ribbons at 6 inches o.c.	FiberTite, FiberTite-XT, FiberTite-SM, FiberTite-XTreme, Style 80 or Style 80-M	Adhered with Alpha-Tite Bonding Adhesive applied at 0.83 to 1.0 gal/square per surface.	373

For SI: 1 inch = 25.4 mm; 1 lb = 4.448 N; 1 psf = 47.88 Pa; 1 gal = 3.785 L; 100 ft² = 9.29 m²

TABLE 7C—WIND RESISTANCE ASSEMBLIES – ADHERED MULTI-PLY ROOFING SYSTEMS<sup>1,2,3</sup>

SYSTEM NO.	DECK	BARRIER/ VAPOR RETARDER	INSULATION	COVER BOARD	MEMBRANE			ALLOWABLE WIND UPLIFT (PSF)
					BASE SHEET	PLY SHEET	CAP SHEET	
S-1	Grade 33 steel	---	Min. 1 1/2-inch-thick Atlas Roofing ACFoam II, Johns-Manville ENRGY 3, Hunter H-Shield, Seaman FTR-Value, FTR-Value A or FTR-Value H fastened with Dekfast DF-#12-PH3 fastener and Dekfast PLT-R-3 Plate or FiberTite #12 and FiberTite 3" Steel Plate applied at 2 ft <sup>2</sup> per fastener	Min. 1/4-inch-thick Georgia-Pacific DensDeck Prime or USG SECUROCK Gypsum-Fiber Roof Board adhered with hot asphalt or FTR 601 applied in 3/4-inch-wide ribbons at 12 inches o.c.	(Optional) FiberTite SBS Base, hot asphalt applied	FiberTite SBS 190 Base or FiberTite SBS Base, hot asphalt applied	FiberTite-FB, FiberTite-XT FB, FiberTite-SM FB, FiberTite-Xtreme FB, Style 80 FB or Style 80-M FB adhered with hot asphalt or FTR 390 applied at 1.67 gal per 100 ft <sup>2</sup>	45
S-2					FiberTite SBS 190 Base, hot asphalt applied	FiberTite SBS 190 Base, hot asphalt applied		
S-3					FiberTite SBS 190 TG Base, torch applied	FiberTite SBS 190 TG Base, torch applied		
S-4					(Optional) FiberTite SBS TG Base, torch applied	FiberTite SBS TG Base or FiberTite SBS 190 TG Base, torch applied		
S-5	Grade 33 steel	---	Min. 2.0-inch-thick Atlas Roofing ACFoam II, Johns-Manville ENRGY 3, Hunter H-Shield, Seaman FTR-Value, FTR-Value A or FTR-Value H fastened with Dekfast DF-#12-PH3 fastener and Dekfast PLT-R-3 Plate or FiberTite #12 and FiberTite 3" Steel Plate applied at 2 ft <sup>2</sup> per fastener	Min. 1/4-inch-thick Georgia-Pacific DensDeck Prime or USG SECUROCK Gypsum-Fiber Roof Board adhered with hot asphalt or FTR 601 applied in 3/4-inch-wide ribbons at 12 inches o.c.	(Optional) FiberTite SBS Base, hot asphalt applied	FiberTite SBS 190 Base or FiberTite SBS Base, hot asphalt applied	FiberTite-FB, FiberTite-XT FB, FiberTite-SM FB, FiberTite-Xtreme FB, Style 80 FB or Style 80-M FB adhered with hot asphalt or FTR 390 applied at 1.67 gal per 100 ft <sup>2</sup>	45
S-6					FiberTite SBS 190 Base, hot asphalt applied	FiberTite SBS 190 Base, hot asphalt applied		
S-7					FiberTite SBS 190 TG Base, torch applied	FiberTite SBS 190 TG Base, torch applied		
S-8					(Optional) FiberTite SBS TG Base, torch applied	FiberTite SBS TG Base or FiberTite SBS 190 TG Base, torch applied		

For SI: 1 inch = 25.4 mm; 1 lb = 4.448 N; 1 psf = 47.88 Pa; 1 gal = 3.785 L; 100 ft<sup>2</sup> = 9.29 m<sup>2</sup>

TABLE 7C—WIND RESISTANCE ASSEMBLIES – ADHERED MULTI-PLY ROOFING SYSTEMS <sup>1,2,3</sup> (Continued)

SYSTEM NO.	DECK	VAPOR/BARRIER RETARDER	INSULATION	COVER BOARD	MEMBRANE			ALLOWABLE WIND UPLIFT (PSF)
					BASE SHEET	PLY SHEET	CAP SHEET	
S-9	Grade 33 steel	---	Min. 1 1/2-inch-thick Atlas Roofing ACFoam II, Johns-Manville ENRGY 3, Hunter H-Shield, Seaman FTR-Value, FTR-Value A or FTR-Value H, loose laid	Min. 1/4-inch-thick Georgia-Pacific DensDeck Prime fastened with Dekfast DF-#14-PH3 fastener and Dekfast PLT-R-3 Plate or FiberTite #14 and FiberTite 3" Steel Plate applied at 2 ft <sup>2</sup> per fastener	(Optional) FiberTite SBS Base, hot asphalt applied	FiberTite SBS 190 Base or FiberTite SBS Base, hot asphalt applied	FiberTite-FB, FiberTite-XT FB, FiberTite-SM FB, FiberTite-Xtreme FB, Style 80 FB or Style 80-M FB adhered with hot asphalt or FTR 390 applied at 1.67 gal per 100 ft <sup>2</sup>	45
S-10	Grade 33 steel	---	Min. 1 1/2-inch-thick Atlas Roofing ACFoam II, Johns-Manville ENRGY 3, Hunter H-Shield, Seaman FTR-Value, FTR-Value A or FTR-Value H, loose laid	Min. 1/4-inch-thick Georgia-Pacific DensDeck Prime fastened with Dekfast DF-#14-PH3 fastener and Dekfast PLT-R-3 Plate or FiberTite #14 and FiberTite 3" Steel Plate applied at 2 ft <sup>2</sup> per fastener	FiberTite SBS 190 Base, hot asphalt applied	FiberTite SBS 190 Base, hot asphalt applied	FiberTite-FB, FiberTite-XT FB, FiberTite-SM FB, FiberTite-Xtreme FB, Style 80 FB or Style 80-M FB adhered with hot asphalt or FTR 390 applied at 1.67 gal per 100 ft <sup>2</sup>	45
S-11					FiberTite SBS 190 TG Base, torch applied	FiberTite SBS 190 TG Base, torch applied		
S-12					(Optional) FiberTite SBS TG Base, torch applied	FiberTite SBS TG Base or FiberTite SBS 190 TG Base, torch applied		
S-13	Grade 80 steel	<u>Barrier Board</u> : Min. 1/2-inch-thick National Gypsum "DEXcell FA Glass Mat Roof Board" fastened with FTR Magnum fasteners and FTR 3" Steel Plates applied at 1 ft <sup>2</sup> .	Min. 1 1/2-inch-thick Atlas Roofing "ACFoam II" or Hunter "H-Shield" or Seaman's "FTR-Value H", "FTR-Value A", adhered with hot asphalt or FTR 601 or Millennium One Step Adhesive applied in 3/4-inch-wide ribbons at 6-inch o.c.	Min. 1/4-inch-thick National Gypsum "DEXcell FA Glass Mat Roof Board", adhered with FTR 601 or Millennium One Step Adhesive applied in 3/4-inch-wide ribbons at 6 inches o.c.	FTR SBS Poly 3.0, FTR SBS Poly 3.7 or FiberTite SBS 190 Base adhered with Millennium Hurricane Force Membrane Adhesive, FTR SBS Adhesive or COLPLY EF Adhesive at a rate of 1.5 to 2.0 gal/sq or adhered with hot asphalt. or FTR SBS Poly 3.0, FTR SBS Poly 3.7 or FiberTite SBS 190 TG Base, torch applied	---	FiberTite-FB, FiberTite-XT FB, FiberTite-SM FB, Style 80 FB or Style 80-M FB adhered with COLPLY EF Adhesive at a rate of 1.5 to 2.0 gal/sq or adhered with hot asphalt or spatter-applied with Polyset CR-20 or FTR-601 PG at 4 lb/sq.	60

For SI: 1 inch = 25.4 mm; 1 lb = 4.448 N; 1 psf = 47.88 Pa; 1 gal = 3.785 L; 100 ft<sup>2</sup> = 9.29 m<sup>2</sup>

TABLE 7C—WIND RESISTANCE ASSEMBLIES – ADHERED MULTI-PLY ROOFING SYSTEMS <sup>1,2,3</sup> (Continued)

SYSTEM NO.	DECK	VAPOR/BARRIER RETARDER	INSULATION	COVER BOARD	MEMBRANE			ALLOWABLE WIND UPLIFT (PSF)
					BASE SHEET	PLY SHEET	CAP SHEET	
S-14	Grade 80 Steel	---	Min. 1 1/2-inch-thick Atlas Roofing "ACFoam II" or Hunter "H-Shield" or Seaman's "FTR-Value H", "FTR-Value A", loose laid.	Min. 1/2-inch-thick National Gypsum "DEXcell FA Glass Mat Roof Board" fastened with FTR Magnum fasteners and FTR 3" Steel Plates applied at 1 ft <sup>2</sup> .	FTR SBS Poly 3.0, FTR SBS Poly 3.7 or FiberTite SBS 190 Base adhered with Millennium Hurricane Force Membrane Adhesive, FTR SBS Adhesive or COLPLY EF Adhesive at a rate of 1.5 to 2.0 gal/sq or adhered with hot asphalt	---	FiberTite-FB, FiberTite-XT FB, FiberTite-SM FB, Style 80 FB or Style 80-M FB adhered with COLPLY EF Adhesive at a rate of 1.5 to 2.0 gal/sq or adhered with hot asphalt or spatter-applied with Polyset CR-20 or FTR-601 PG at 4 lb/sq.	60
					FTR SBS Poly 3.0, FTR SBS Poly 3.7 or FiberTite SBS 190 TG Base, torch applied	---	FiberTite-FB, FiberTite-XT FB, FiberTite-SM FB, Style 80 FB or Style 80-M FB adhered with COLPLY EF Adhesive at a rate of 1.5 to 2.0 gal/sq or adhered with hot asphalt or spatter-applied with Polyset CR-20 or FTR-601 PG at 4 lb/sq.	
C-1	Concrete	VaporTite self-adhered to concrete deck primed with Elastocol Stick Zero or FTR SA Primer	Min. 1 1/2-inch-thick Atlas Roofing "ACFoam II" or Hunter "H-Shield" or Seaman's "FTR-Value H", "FTR-Value A", adhered with hot asphalt or FTR 601 or Millennium One Step Adhesive applied in 3/4-inch-wide ribbons at 12-inch o.c.	Min. 1/4-inch-thick Georgia-Pacific Gypsum "DensDeck Prime" or USG "SECUROCK Gypsum-Fiber Roof Board" or National Gypsum "DEXcell FA Glass Mat Roof Board", adhered with hot asphalt or FTR 601 or Millennium One Step Adhesive applied in 3/4-inch-wide ribbons at 12-inch o.c.	FiberTite-SBS Base or FiberTite SBS 190 Base, adhered with Millennium Hurricane Force Membrane Adhesive or FTR SBS Adhesive at a rate of 1.5 to 2.0 gal/sq.	None	FiberTite, FiberTite-XT FiberTite-SM, FiberTite Xtreme, Style 80 or Style 80-M adhered with spatter-applied Polyset CR-20 or FTR-601 PG at 4 lb/sq	67.5

For SI: 1 inch = 25.4 mm; 1 lb = 4.448 N; 1 psf = 47.88 Pa; 1 gal = 3.785 L; 100 ft<sup>2</sup> = 9.29 m<sup>2</sup>

TABLE 7C—WIND RESISTANCE ASSEMBLIES – ADHERED MULTI-PLY ROOFING SYSTEMS <sup>1,2,3</sup> (Continued)

SYSTEM NO.	DECK	VAPOR/BARRIER RETARDER	INSULATION	COVER BOARD	MEMBRANE			ALLOWABLE WIND UPLIFT (PSF)
					BASE SHEET	PLY SHEET	CAP SHEET	
C-2	Concrete	FiberTite-SBS Base or FiberTite SBS 190 Base, adhered with Millennium Hurricane Force Membrane Adhesive or FTR SBS Adhesive applied in 3/4-inch-wide ribbons at 12 inches o.c.	Min. 1 1/2-inch-thick Atlas Roofing "ACFoam II" or Hunter "H-Shield" or Seaman's "FTR-Value H", "FTR-Value A", adhered with hot asphalt or FTR 601 or Millennium One Step Adhesive applied in 3/4-inch-wide ribbons at 12-inch o.c.	Min. 1/4-inch-thick Georgia-Pacific Gypsum "DensDeck Prime" or USG "SECUROCK Gypsum-Fiber Roof Board" or National Gypsum "DEXcell FA Glass Mat Roof Board", adhered with hot asphalt or FTR 601 or Millennium One Step Adhesive applied in 3/4-inch-wide ribbons at 12-inch o.c.	FiberTite-SBS Base or FiberTite SBS 190 Base, adhered with Millennium Hurricane Force Membrane Adhesive or FTR SBS Adhesive at a rate of 1.5 to 2.0 gal/sq.	None	FiberTite-FB, FiberTite-XT FB, FiberTite-SM FB, FiberTite-Xtreme FB, Style 80 FB or Style 80-M FB adhered with spatter-applied Polyset CR-20 or FTR-601 PG at 4 lb/sq	67.5
C-3	Primed concrete	One ply of FiberTite SBS TG Base, followed by 1 ply of FiberTite SBS 190 TG Base or 2 plies of FiberTite SBS TG Base, torch applied	Min. 1 1/2-inch-thick Seaman "FTR-Value A" or "FTR-Value H", adhered with hot asphalt or FTR 601 applied in 3/4-inch-wide ribbons at 12 inches o.c.	Min. 1/4-inch-thick Georgia-Pacific "DensDeck Prime" or USG "SECUROCK Gypsum-Fiber Roof Board" adhered with hot asphalt or FTR 601 applied in 3/4-inch-wide ribbons at 12 inches o.c.	(Optional) FiberTite SBS Base, hot asphalt applied	FiberTite SBS 190 Base or FiberTite SBS Base, hot asphalt applied	FiberTite-FB, FiberTite-XT FB, FiberTite-SM FB, FiberTite-Xtreme FB, Style 80 FB or Style 80-M FB adhered with hot asphalt or FTR 390 applied at 1.67 gal per 100 ft <sup>2</sup>	203
C-4					FiberTite SBS 190 Base, hot asphalt applied	FiberTite SBS 190 Base, hot asphalt applied		
C-5					FiberTite SBS 190 TG Base, torch applied	FiberTite SBS 190 TG Base, torch applied		
C-6					(Optional) FiberTite SBS TG Base, torch applied	FiberTite SBS TG Base or FiberTite SBS 190 TG Base, torch applied		
C-7	Primed concrete	One ply of FiberTite SBS TG Base, followed by 1 ply of FiberTite SBS 190 TG Base or 2 plies of FiberTite SBS TG Base, torch applied	Min. 1 1/2-inch-thick Seaman "FTR-Value A" or "FTR-Value H", adhered with FTR 601 applied in 3/4-inch-wide ribbons at 12 inches o.c.	---	(Optional) FiberTite SBS Base, hot asphalt applied	FiberTite SBS 190 Base or FiberTite SBS Base, hot asphalt applied	FiberTite-FB, FiberTite-XT FB, FiberTite-SM FB, FiberTite-Xtreme FB, Style 80 FB or Style 80-M FB adhered with hot asphalt or FTR 390 applied at 1.67 gal per 100 ft <sup>2</sup>	233
C-8					FiberTite SBS 190 Base, hot asphalt applied	FiberTite SBS 190 Base, hot asphalt applied		

For SI: 1 inch = 25.4 mm; 1 lb = 4.448 N; 1 psf = 47.88 Pa; 1 gal = 3.785 L; 100 ft<sup>2</sup> = 9.29 m<sup>2</sup>



TABLE 7C—WIND RESISTANCE ASSEMBLIES – ADHERED MULTI-PLY ROOFING SYSTEMS <sup>1,2,3</sup> (Continued)

SYSTEM NO.	DECK	VAPOR BARRIER / RETARDER	INSULATION	COVER BOARD	MEMBRANE			ALLOWABLE WIND UPLIFT (PSF)
					BASE SHEET	PLY SHEET	CAP SHEET	
C-9	Primed concrete	---	Min. 1½-inch-thick Seaman "FTR-Value A" or "FTR-Value H", adhered with hot asphalt	Min. ¼-inch-thick Georgia-Pacific "DensDeck, DensDeckPrime" or USG "SECUROCK Gypsum-Fiber Roof Board" adhered with hot asphalt	(Optional) FiberTite SBS Base, hot asphalt applied	FiberTite SBS 190 Base or FiberTite SBS Base, hot asphalt applied	FiberTite-FB, FiberTite-XT FB, FiberTite-SM FB, FiberTite-Xtreme FB, Style 80 FB or Style 80-M FB adhered with hot asphalt or FTR 390 applied at 1.67 gal per 100 ft <sup>2</sup>	233
C-10	Primed concrete	---	Min. 1½-inch-thick Seaman "FTR-Value A" or "FTR-Value H", adhered with hot asphalt	Min. ¼-inch-thick Georgia-Pacific "DensDeck", "DensDeck Prime" or USG "SECUROCK Gypsum-Fiber Roof Board" adhered with hot asphalt	FiberTite SBS 190 Base, hot asphalt applied	FiberTite SBS 190 Base, hot asphalt applied	FiberTite-FB, FiberTite-XT FB, FiberTite-SM FB, FiberTite-Xtreme FB, Style 80 FB or Style 80-M FB adhered with hot asphalt or FTR 390 applied at 1.67 gal per 100 ft <sup>2</sup>	233
C-11					FiberTite SBS 190 TG Base, torch applied	FiberTite SBS 190 TG Base, torch applied		
C-12					(Optional) FiberTite SBS TG Base, torch applied	FiberTite SBS TG Base or FiberTite SBS 190 TG Base, torch applied		
C-13	Concrete	---	---	Min. ¼-inch-thick National Gypsum "DEXcell FA Glass Mat Roof Board", adhered with FTR 601 or Millennium One Step Adhesive applied in ¾-inch-wide ribbons at 6 inches o.c.	FTR SBS Poly 3.0, FTR SBS Poly 3.7, FiberTite SBS Base or FiberTite SBS 190 Base adhered with FTR SBS Adhesive or COLPLY EF Adhesive at a rate of 1.5 to 2.0 gal/sq. or with hot asphalt.	---	FiberTite-FB, FiberTite-XT FB, FiberTite-SM FB, Style 80 FB or Style 80-M FB adhered with COLPLY EF Adhesive at a rate of 1.5 to 2.0 gal/sq. or adhered with hot asphalt or spatter-applied with Polyset CR-20 or FTR-601 PG at 4 lb/sq.	168
C-14	Concrete	---	---	Min. ¼-inch-thick National Gypsum "DEXcell FA Glass Mat Roof Board", adhered with FTR 601 or Millennium One Step Adhesive applied in ¾-inch-wide ribbons at 6 inches o.c.	FTR SBS Poly 3.0, FTR SBS Poly 3.7, FiberTite SBS TG Base or FiberTite SBS 190 TG Base torch-applied.	---	FiberTite-FB, FiberTite-XT FB, FiberTite-SM FB, Style 80 FB or Style 80-M FB adhered with COLPLY EF Adhesive at a rate of 1.5 to 2.0 gal/sq. or adhered with hot asphalt or spatter-applied with Polyset CR-20 or FTR-601 PG at 4 lb/sq.	168

For **SI**: 1 inch = 25.4 mm; 1 lb = 4.448 N; 1 psf = 47.88 Pa; 1 gal = 3.785 L; 100 ft<sup>2</sup> = 9.29 m<sup>2</sup>

<sup>1</sup>Insulation and fasteners must be FM-approved. Foam plastic insulation must be UL-classified foamed plastic for roofing systems, and must be limited to the maximum thickness in accordance with Section 5.4 of this report or the maximum thickness in accordance with this table, whichever is less. Polyisocyanurate insulation boards must comply with ASTM C1289 Type I or II.

<sup>2</sup>Steel deck must be minimum No. 22 gage galvanized steel [0.030 inch (0.76 mm)]. Concrete must have a minimum compressive strength ( $f_c$ ) of 2500 psi [minimum of 24 MPa is required under ADIBC Appendix L, Section 5.1.1]. See Section 5.6.

<sup>3</sup>Hot asphalt must be applied at a rate of 25 gallons per 100 ft<sup>2</sup>.

TABLE 8 – WIND RESISTANCE ASSEMBLIES – HEAT WELDED ROOFING SYSTEMS<sup>1,2</sup>

SYSTEM NO.	DECK	INSULATIONS		COVERBOARDS		MEMBRANES		ALLOWABLE WIND UPLIFT (psf)
		TYPE	ATTACHMENT	TYPE	ATTACHMENT	TYPE	ATTACHMENT	
SC-1	Concrete or Grade 80 Steel	Min. 1 1/2-inch-thick Johns-Manville "ENRGY 3" or RMax "Multi-Max FA-3" or Atlas Roofing "ACFoam II" or Hunter "H-Shield" or Seaman's "FTR-Value H", "FTR-Value A" or "FTR-Value" polyisocyanurate insulation	FTR Magnum fasteners with FTR IW-Plates or Dekfast DF-#15-PH3 fasteners with <i>isoweld</i> FI-P-6.8-PVC plates applied at 1:8 ft <sup>2</sup>	---		FiberTite, FiberTite-XT, FiberTite-SM, FiberTite-XTreme, Style 80 or Style 80-M	Welded to FTR IW-Plates or <i>isoweld</i> FI-P-6.8-PVC plates with <i>isoweld</i> Induction Bonding Tool. Laps are sealed with 1 1/2-inch heat weld	37.5
SC-2	Concrete or Grade 33 Steel	Min. 1 1/2-inch-thick Johns-Manville "ENRGY 3" or RMax "Multi-Max FA-3" or Atlas Roofing "ACFoam II" or Hunter "H-Shield" or Seaman's "FTR-Value H", "FTR-Value A" or "FTR-Value" polyisocyanurate insulation	FTR Magnum or FTR #14 (concrete only) fasteners with FTR IW-Plates or SFS Dekfast DF-#15-PH3 or Dekfast DF-#14-PH3 (concrete only) fasteners with <i>isoweld</i> FI-P-6.8-PVC plates applied at 1:5.33 ft <sup>2</sup>	---		FiberTite, FiberTite-XT, FiberTite-SM, FiberTite-XTreme, Style 80 or Style 80-M	Welded to FTR IW-Plates or <i>isoweld</i> FI-P-6.8-PVC plates with <i>isoweld</i> Induction Bonding Tool. Laps are sealed with 1 1/2-inch heat weld	37.5
SC-3	Concrete or Grade 33 Steel	Min. 1 1/2-inch-thick Johns-Manville "ENRGY 3" or RMax "Multi-Max FA-3" or Atlas Roofing "ACFoam II" or Hunter "H-Shield" or Seaman's "FTR-Value H", "FTR-Value A" or "FTR-Value" polyisocyanurate insulation	FTR Magnum fastener with FTR IW-Plates or SFS Dekfast DF-#15-PH3 with <i>isoweld</i> FI-P-6.8-PVC plates applied at 1:5.33 ft <sup>2</sup>	---		FiberTite, FiberTite-XT, FiberTite-SM, FiberTite-XTreme, Style 80 or Style 80-M	Welded to FTR IW-Plates or <i>isoweld</i> FI-P-6.8-PVC plates with <i>isoweld</i> Induction Bonding Tool. Laps are sealed with 1 1/2-inch heat weld	45
SC-4	Concrete or Grade 33 Steel	Min. 1 1/2-inch-thick Johns-Manville "ENRGY 3" or RMax "Multi-Max FA-3" or Atlas Roofing "ACFoam II" or Hunter "H-Shield" or Seaman's "FTR-Value H", "FTR-Value A" or "FTR-Value" polyisocyanurate insulation	FTR Magnum fastener with FTR IW-Plates or SFS Dekfast DF-#15-PH3 with <i>isoweld</i> FI-P-6.8-PVC plates applied in a 2 x 2 ft grid pattern with first row of fasteners spaced 1 ft from corner edges	---	---	FiberTite, FiberTite-XT, FiberTite-SM, FiberTite-XTreme, Style 80 or Style 80-M	Welded to FTR IW-Plates or <i>isoweld</i> FI-P-6.8-PVC plates with <i>isoweld</i> Induction Bonding Tool. Laps are sealed with 1 1/2-inch heat weld	45

For SI: 1 inch = 25.4 , 1 psf=47.88 Pa

TABLE 8 – WIND RESISTANCE ASSEMBLIES – HEAT WELDED ROOFING SYSTEMS<sup>1,2</sup> (Continued)

SYSTEM NO.	DECK	INSULATIONS		COVERBOARDS		MEMBRANES		ALLOWABLE WIND UPLIFT (psf)
		TYPE	ATTACHMENT	TYPE	ATTACHMENT	TYPE	ATTACHMENT	
SC-5	Concrete or Grade 33 Steel	Min. 1 1/2-inch-thick Johns-Manville "ENRGY 3" or RMax "Multi-Max FA-3" or Atlas Roofing "ACFoam II" or Hunter "H-Shield" or Seaman's "FTR-Value H", "FTR-Value A" or "FTR-Value" polyisocyanurate insulation	FTR Magnum fastener with FTR IW-Plates or SFS Dekfast DF-#15-PH3 with <i>isoweld</i> FI-P-6.8-PVC plates applied at 6-inch o.c. in rows 60-inch o.c.	---	---	FiberTite, FiberTite-XT, FiberTite-SM, FiberTite-XTreme, Style 80 or Style 80-M	Welded to FTR IW-Plates or <i>isoweld</i> FI-P-6.8-PVC plates with <i>isoweld</i> Induction Bonding Tool. Laps are sealed with 1 1/2-inch heat weld	60
SC-6	Concrete or Grade 33 Steel	Min. 1 1/2-inch-thick Johns-Manville "ENRGY 3" or Atlas Roofing "ACFoam II" or Hunter "H-Shield" or Seaman's "FTR-Value H", "FTR-Value A" or "FTR-Value" polyisocyanurate insulation	FTR Magnum or FTR #14 (concrete only) fasteners with FTR IW-Plates or SFS Dekfast DF-#15-PH3 or Dekfast DF-#14-PH3 (concrete only) fasteners with <i>isoweld</i> FI-P-6.8-PVC plates applied in a 1.5 x 2 ft grid pattern with first row of fasteners spaced 0.5 ft from the long edge and 1 ft from the short edge	---	---	FiberTite, FiberTite-XT, FiberTite-SM, FiberTite-XTreme, Style 80 or Style 80-M	Welded to FTR IW-Plates or <i>isoweld</i> FI-P-6.8-PVC plates with <i>isoweld</i> Induction Bonding Tool. Laps are sealed with 1 1/2-inch heat weld	67.5
SC-7	Concrete or Grade 33 Steel	Min. 1 1/2-inch-thick Johns-Manville "ENRGY 3" or Atlas Roofing "ACFoam II" or Hunter "H-Shield" or Seaman's "FTR-Value H", "FTR-Value A" or "FTR-Value" polyisocyanurate insulation	FTR Magnum fasteners with FTR IW-Plates or SFS Dekfast DF-#15-PH3 fasteners with <i>isoweld</i> FI-P-6.8-PVC plates applied in a 1.5 x 1.5 ft grid pattern with first row of fasteners spaced 0.5 ft from the long edge and 1 ft from the short edge	---	---	FiberTite, FiberTite-XT, FiberTite-SM, FiberTite-XTreme, Style 80 or Style 80-M	Welded to FTR IW-Plates or <i>isoweld</i> FI-P-6.8-PVC plates with <i>isoweld</i> Induction Bonding Tool. Laps are sealed with 1 1/2-inch heat weld	82.5
SC-8	Concrete or Grade 80 Steel	Min. 1 1/2-inch-thick Johns-Manville "ENRGY 3" or Atlas Roofing "ACFoam II" or Hunter "H-Shield" or Seaman's "FTR-Value H", "FTR-Value A" or "FTR-Value" polyisocyanurate insulation	FTR Magnum, or FTR #14 fasteners with FTR IW-Plates or SFS Dekfast DF-#15-PH3, Dekfast DF-#14-PH3 fasteners with <i>isoweld</i> FI-P-6.8-PVC plates applied at 12-inch o.c. in rows 60-inch o.c.			FiberTite, FiberTite-XT, FiberTite-SM, FiberTite-XTreme, Style 80 or Style 80-M	Welded to FTR IW-Plates or <i>isoweld</i> FI-P-6.8-PVC plates with <i>isoweld</i> Induction Bonding Tool. Laps are sealed with 1 1/2-inch heat weld	52.5
SC-9	Concrete or Grade 80 Steel	Min. 1 1/2-inch-thick Johns-Manville "ENRGY 3" or Atlas Roofing "ACFoam II" or Hunter "H-Shield" or Seaman's "FTR-Value H", "FTR-Value A" or "FTR-Value" polyisocyanurate insulation	FTR Magnum or FTR #14 fasteners with FTR IW-Plates or SFS Dekfast DF-#15-PH3, Dekfast DF-#14-PH3 fasteners with <i>isoweld</i> FI-P-6.8-PVC plates applied at 6-inch o.c. in rows 60-inch o.c.			FiberTite, FiberTite-XT, FiberTite-SM, FiberTite-XTreme, Style 80 or Style 80-M	Welded to FTR IW-Plates or <i>isoweld</i> FI-P-6.8-PVC plates with <i>isoweld</i> Induction Bonding Tool. Laps are sealed with 1 1/2-inch heat weld	82.5

For SI: 1 inch = 25.4 , 1 psf=47.88 Pa

TABLE 8 – WIND RESISTANCE ASSEMBLIES – HEAT WELDED ROOFING SYSTEMS<sup>1,2</sup> (Continued)

SYSTEM NO.	DECK	INSULATIONS		COVERBOARDS		MEMBRANES		ALLOWABLE WIND UPLIFT (psf)
		TYPE	ATTACHMENT	TYPE	ATTACHMENT	TYPE	ATTACHMENT	
S-1	Grade 33 Steel	Min. 1 1/2-inch-thick Johns-Manville "ENRGY 3" or RMax "Multi-Max FA-3" or Atlas Roofing "ACFoam II" or Hunter "H-Shield" or Seaman's "FTR-Value H", "FTR-Value A" or "FTR-Value" polyisocyanurate insulation	FTR Magnum fasteners with FTR IW-Plates or Dekfast DF-#15-PH3 fasteners with <i>isoweld</i> FI-P-6.8-PVC plates applied at 1:8 ft <sup>2</sup>	---	---	FiberTite, FiberTite-XT, FiberTite-SM, FiberTite-XTreme, Style 80 or Style 80-M	Welded to FTR IW-Plates or <i>isoweld</i> FI-P-6.8-PVC plates with <i>isoweld</i> Induction Bonding Tool. Laps are sealed with 1 1/2-inch heat weld	30
S-2	Grade 33 Steel	Min. 1 1/2-inch-thick Johns-Manville "ENRGY 3" or Atlas Roofing "ACFoam II" or Hunter "H-Shield" or Seaman's "FTR-Value H", "FTR-Value A" or "FTR-Value" polyisocyanurate insulation	FTR #14 fasteners with FTR IW-Plates or Dekfast DF-#14-PH3 or Dekfast DF-#12-PH3 fasteners with <i>isoweld</i> FI-P-6.8-PVC plates applied at 1:5.33 ft <sup>2</sup>	---	---	FiberTite, FiberTite-XT, FiberTite-SM, FiberTite-XTreme, Style 80 or Style 80-M	Welded to FTR IW-Plates or <i>isoweld</i> FI-P-6.8-PVC plates with <i>isoweld</i> Induction Bonding Tool. Laps are sealed with 1 1/2-inch heat weld	30
S-3	Grade 80 Steel	Min. 1 1/2-inch-thick Johns-Manville "ENRGY 3" or Atlas Roofing "ACFoam II" or Hunter "H-Shield" or Seaman's "FTR-Value H", "FTR-Value A" or "FTR-Value" polyisocyanurate insulation	FTR Magnum or FTR #14 fasteners with FTR IW-Plates or SFS Dekfast DF-#15-PH3, Dekfast DF-#14-PH3 or Dekfast DF-#12-PH3 fasteners with <i>isoweld</i> FI-P-6.8-PVC plates applied at 5.33 ft <sup>2</sup>	---	---	FiberTite, FiberTite-XT, FiberTite-SM, FiberTite-XTreme, Style 80 or Style 80-M	Welded to FTR IW-Plates or <i>isoweld</i> FI-P-6.8-PVC plates with <i>isoweld</i> Induction Bonding Tool. Laps are sealed with 1 1/2-inch heat weld	37.5
S-4	Grade 40 Steel	Min. 1 1/2-inch-thick Atlas Roofing "ACFoam II" or Seaman's "FTR-Value A" polyisocyanurate insulation	FTR Magnum fasteners with FTR IW-Plates or SFS Dekfast DF-#15-PH3 fasteners with <i>isoweld</i> FI-P-6.8-PVC plates applied at 6 ft <sup>2</sup> (2x3-ft grid, staggered)	---	---	FiberTite, FiberTite-XT, FiberTite-SM, FiberTite-XTreme, Style 80 or Style 80-M	Welded to FTR IW-Plates or <i>isoweld</i> FI-P-6.8-PVC plates with <i>isoweld</i> Induction Bonding Tool. Laps are sealed with 1 1/2-inch heat weld	37.5
S-5	Grade 80 Steel	Min. 1 1/2-inch-thick Atlas Roofing "ACFoam II" or Seaman's "FTR-Value A" polyisocyanurate insulation	FTR Magnum fasteners with FTR IW-Plates or SFS Dekfast DF-#12-PH3, Dekfast DF-#15-PH3 or BS 6.1 fasteners with <i>isoweld</i> FI-P-6.8-PVC plates applied at 6 ft <sup>2</sup> (2x3-ft grid, staggered)	---	---	FiberTite, FiberTite-XT, FiberTite-SM, FiberTite-XTreme, Style 80 or Style 80-M	Welded to FTR IW-Plates or <i>isoweld</i> FI-P-6.8-PVC plates with <i>isoweld</i> Induction Bonding Tool. Laps are sealed with 1 1/2-inch heat weld	37.5
S-6	Grade 80 Steel	Min. 1 1/2-inch-thick Atlas Roofing "ACFoam II" or Seaman's "FTR-Value A" polyisocyanurate insulation	SFS BS 6.1 fasteners with <i>isoweld</i> FI-P-16.0-PVC plates applied at 6 ft <sup>2</sup> (2x3-ft grid, staggered)	---	---	FiberTite, FiberTite-XT, FiberTite-SM, FiberTite-XTreme, Style 80 or Style 80-M	Welded to <i>isoweld</i> FI-P-16.0-PVC plates with <i>isoweld</i> Induction Bonding Tool. Laps are sealed with 1 1/2-inch heat weld	37.5
S-7	Grade 33 Steel	Min. 1 1/2-inch-thick Johns-Manville "ENRGY 3" or Atlas Roofing "ACFoam II" or Hunter "H-Shield" or Seaman's "FTR-Value H", "FTR-Value A" or "FTR-Value" polyisocyanurate insulation	FTR Magnum fasteners with FTR IW-Plates or SFS Dekfast DF-#15-PH3 fasteners with <i>isoweld</i> FI-P-6.8-PVC plates applied at 12-inch o.c. in rows 60-inch o.c.	---	---	FiberTite, FiberTite-XT, FiberTite-SM, FiberTite-XTreme, Style 80 or Style 80-M	Welded to FTR IW-Plates or <i>isoweld</i> FI-P-6.8-PVC plates with <i>isoweld</i> Induction Bonding Tool. Laps are sealed with 1 1/2-inch heat weld	45

For SI: 1 inch = 25.4, 1 psf=47.88 Pa

TABLE 8 – WIND RESISTANCE ASSEMBLIES – HEAT WELDED ROOFING SYSTEMS<sup>1,2</sup> (Continued)

SYSTEM NO.	DECK	INSULATIONS		COVERBOARDS		MEMBRANES		ALLOWABLE WIND UPLIFT (psf)
		TYPE	ATTACHMENT	TYPE	ATTACHMENT	TYPE	ATTACHMENT	
S-8	Grade 80 Steel	Min. 1½-inch-thick Johns-Manville "ENRGY 3" or Atlas Roofing "ACFoam II" or Hunter "H-Shield" or Seaman's "FTR-Value H", "FTR-Value A" or "FTR-Value" polyisocyanurate insulation	FTR #14 or FTR Magnum fasteners with FTR IW-Plates or SFS BS 6.1, Dekfast DF-#12-PH3 or Dekfast DF-#15-PH3 fasteners with <i>isoweld</i> FI-P-6.8-PVC plates applied at 12-inch o.c. in rows 60-inch o.c.	---	---	FiberTite, FiberTite-XT, FiberTite-SM, FiberTite-XTreme, Style 80 or Style 80-M	Welded to FTR IW-Plates or <i>isoweld</i> FI-P-6.8-PVC plates with <i>isoweld</i> Induction Bonding Tool. Laps are sealed with 1½-inch heat weld	45.0
S-9	Grade 80 Steel	Min. 1½-inch-thick Johns-Manville "ENRGY 3" or Atlas Roofing "ACFoam II" or Hunter "H-Shield" or Seaman's "FTR-Value H", "FTR-Value A" or "FTR-Value" polyisocyanurate insulation	SFS BS 6.1 fasteners with <i>isoweld</i> FI-P-16.0-PVC plates applied at 12-inch o.c. in rows 60-inch o.c.	---	---	FiberTite, FiberTite-XT, FiberTite-SM, FiberTite-XTreme, Style 80 or Style 80-M	Welded to <i>isoweld</i> FI-P-16.0-PVC plates with <i>isoweld</i> Induction Bonding Tool. Laps are sealed with 1½-inch heat weld	45.0
S-10	Grade 80 Steel	Min. 2.0-inch-thick Johns-Manville "ENRGY 3" or Atlas Roofing "ACFoam II" or Hunter "H-Shield" or Seaman's "FTR-Value H", "FTR-Value A" or "FTR-Value" polyisocyanurate insulation	FTR #14 fasteners with FiberTite 3" Steel Plates or SFS Dekfast DF-#14-PH3 fasteners with Dekfast PLT-R-3 Plates applied at 1:2 ft²	Min. ¼-inch-thick Georgia-Pacific Gypsum "DensDeck Prime" or USG "SECURLOCK Gypsum Fiber Roof Board"	FTR 601, Millennium One Step Adhesive, or Polyset Board-Max, 12 inches o.c.	FiberTite, FiberTite-XT, FiberTite-SM, FiberTite-XTreme, Style 80 or Style 80-M	FTR-190e Bonding Adhesive roller-applied to both the underside of the roof cover and the insulation at 1 gal/100 ft².	52.5
						FiberTite, FiberTite-XT, FiberTite-SM, FiberTite-XTreme, Style 80 or Style 80-M	Adhered with Alpha-Tite Bonding Adhesive (not for use with DensDeck Prime) roller-applied to both the underside of the roof cover and the insulation at 1 gal/100ft²	
						FiberTite-FB, FiberTite-XT FB, FiberTite-SM FB, Style 80 FB or Style 80-M FB	Adhered with FTR-290 solvent adhesive at a rate of 1 gal per 100 ft² or hot asphalt or or spatter-applied with Polyset CR-20 or FTR-601 PG at 4 lb/sq.	
S-11	Grade 40 Steel	Min. 1½-inch-thick Atlas Roofing "ACFoam II" or Seaman's "FTR-Value A" polyisocyanurate insulation	FTR Magnum fasteners with FTR IW-Plates or SFS Dekfast DF-#15-PH3 fasteners with <i>isoweld</i> FI-P-6.8-PVC plates applied at 4 ft² (2x2-ft grid, staggered)	---	---	FiberTite, FiberTite-XT, FiberTite-SM, FiberTite-XTreme, Style 80 or Style 80-M	Welded to FTR IW-Plates or <i>isoweld</i> FI-P-6.8-PVC plates with <i>isoweld</i> Induction Bonding Tool. Laps are sealed with 1½-inch heat weld	52.5
S-12	Grade 80 Steel	Min. 1½-inch-thick Atlas Roofing "ACFoam II" or Seaman's "FTR-Value A" polyisocyanurate insulation	FTR Magnum fasteners with FTR IW-Plates or SFS BS 6.1 or Dekfast DF-#15-PH3 fasteners with <i>isoweld</i> FI-P-6.8-PVC plates applied at 4 ft² (2x2-ft grid, staggered)	---	---	FiberTite, FiberTite-XT, FiberTite-SM, FiberTite-XTreme, Style 80 or Style 80-M	Welded to FTR IW-Plates or <i>isoweld</i> FI-P-6.8-PVC plates with <i>isoweld</i> Induction Bonding Tool. Laps are sealed with 1½-inch heat weld	52.5

For SI: 1 inch = 25.4, 1 psf=47.88 Pa

TABLE 8 – WIND RESISTANCE ASSEMBLIES – HEAT WELDED ROOFING SYSTEMS<sup>1,2</sup> (Continued)

SYSTEM NO.	DECK	INSULATIONS		COVERBOARDS		MEMBRANES		ALLOWABLE WIND UPLIFT (psf)
		TYPE	ATTACHMENT	TYPE	ATTACHMENT	TYPE	ATTACHMENT	
S-13	Grade 80 Steel	Min. 1 1/2-inch-thick Atlas Roofing "ACFoam II" or Seaman's "FTR-Value A" polyisocyanurate insulation	SFS BS 6.1 fasteners with <i>isoweld</i> FI-P-16.0-PVC plates applied at 4 ft <sup>2</sup> (2x2-ft grid, staggered)	---	---	FiberTite, FiberTite-XT, FiberTite-SM, FiberTite-XTreme, Style 80 or Style 80-M	Welded to <i>isoweld</i> FI-P-16.0-PVC plates with <i>isoweld</i> Induction Bonding Tool. Laps are sealed with 1 1/2-inch heat weld	52.5
S-14	Grade 40 Steel	Min. 1 1/2-inch-thick Atlas Roofing "ACFoam II" or Seaman's "FTR-Value A" polyisocyanurate insulation	FTR Magnum fasteners with FTR IW-Plates or SFS Dekfast DF-#15-PH3 fasteners with <i>isoweld</i> FI-P-6.8-PVC plates applied at 6 ft <sup>2</sup> (2x3-ft grid, staggered)	---	---	FiberTite, FiberTite-XT, FiberTite-SM, FiberTite-XTreme, Style 80 or Style 80-M	Welded to FTR IW-Plates or <i>isoweld</i> FI-P-6.8-PVC plates with <i>isoweld</i> Induction Bonding Tool. Laps are sealed with 1 1/2-inch heat weld	52.5
S-15	Grade 80 Steel	Min. 1 1/2-inch-thick Atlas Roofing "ACFoam II" or Seaman's "FTR-Value A" polyisocyanurate insulation	FTR Magnum fasteners with FTR IW-Plates or SFS BS 6.1 or Dekfast DF-#15-PH3 fasteners with <i>isoweld</i> FI-P-6.8-PVC plates applied at 6 ft <sup>2</sup> (2x3-ft grid, staggered)	---	---	FiberTite, FiberTite-XT, FiberTite-SM, FiberTite-XTreme, Style 80 or Style 80-M	Welded to FTR IW-Plates or <i>isoweld</i> FI-P-6.8-PVC plates with <i>isoweld</i> Induction Bonding Tool. Laps are sealed with 1 1/2-inch heat weld	52.5
S-16	Grade 80 Steel	Min. 2.0-inch-thick Johns-Manville "ENRGY 3" or Atlas Roofing "ACFoam II" or Hunter "H-Shield" or Seaman's "FTR-Value H", "FTR-Value A" or "FTR-Value" polyisocyanurate insulation	FTR #14 fasteners with FiberTite 3" Steel Plates or SFS Dekfast DF-#14-PH3 fasteners with Dekfast PLT-R-3 Plates applied at 1:1.33 ft <sup>2</sup>	Min. 1/4-inch-thick Georgia-Pacific Gypsum "DensDeck Prime" or USG "SECUROCK Gypsum Fiber Roof Board"	FTR 601, Millennium One Step Adhesive, or Polyset Board-Max, 6" o.c.	FiberTite, FiberTite-XT, FiberTite-SM, FiberTite-XTreme, Style 80 or Style 80-M	Adhered with FTR-190e Bonding Adhesive roller-applied to both the underside of the roof cover and the insulation at 1 gal/100 ft <sup>2</sup> .	67.5
						FiberTite, FiberTite-XT, FiberTite-SM, FiberTite-XTreme, Style 80 or Style 80-M	Adhered with Alpha-Tite Bonding Adhesive (not for use with DensDeck Prime) roller-applied to both the underside of the roof cover and the insulation at 1 gal/100ft <sup>2</sup> .	
						FiberTite-FB, FiberTite-XT FB, FiberTite-SM FB, FiberTite-XTreme FB, Style 80 FB or Style 80-M FB	Adhered with FTR-290 solvent adhesive at a rate of 1 gal per 100 ft <sup>2</sup> or hot asphalt or or spatter-applied with Polyset CR-20 or FTR-601 PG at 4 lb/sq.	
S-17	Grade 40 Steel	Min. 1 1/2-inch-thick Atlas Roofing "ACFoam II" or Seaman's "FTR-Value A" polyisocyanurate insulation	FTR Magnum fasteners with FTR IW-Plates or SFS Dekfast DF-#15-PH3 fasteners with <i>isoweld</i> FI-P-6.8-PVC plates applied at 3 ft <sup>2</sup> (1.5x2-ft grid, staggered)	---	---	FiberTite, FiberTite-XT, FiberTite-SM, FiberTite-XTreme, Style 80 or Style 80-M	Welded to FTR IW-Plates or <i>isoweld</i> FI-P-6.8-PVC plates with <i>isoweld</i> Induction Bonding Tool. Laps are sealed with 1 1/2-inch heat weld	82.5

For SI: 1 inch = 25.4, 1 psf=47.88 Pa



TABLE 8 – WIND RESISTANCE ASSEMBLIES – HEAT WELDED ROOFING SYSTEMS<sup>1,2</sup> (Continued)

SYSTEM NO.	DECK	INSULATIONS		COVERBOARDS		MEMBRANES		ALLOWABLE WIND UPLIFT (psf)
		TYPE	ATTACHMENT	TYPE	ATTACHMENT	TYPE	ATTACHMENT	
S-18	Grade 80 Steel	Min. 1½-inch-thick Atlas Roofing "ACFoam II" or Seaman's "FTR-Value A" polyisocyanurate insulation	FTR Magnum fasteners with FTR IW-Plates or SFS BS 6.1 or Dekfast DF-#15-PH3 fasteners with <i>isoweld</i> FI-P-6.8-PVC plates applied at 3 ft <sup>2</sup> (1.5x2-ft grid, staggered)	---	---	FiberTite, FiberTite-XT, FiberTite-SM, FiberTite-XTreme, Style 80 or Style 80-M	Welded to FTR IW-Plates or <i>isoweld</i> FI-P-6.8-PVC plates with <i>isoweld</i> Induction Bonding Tool. Laps are sealed with 1½-inch heat weld	82.5
S-19	Grade 80 Steel	Min. 1½-inch-thick Atlas Roofing "ACFoam II" or Seaman's "FTR-Value A" polyisocyanurate insulation	SFS BS 6.1 fasteners with <i>isoweld</i> FI-P-16.0-PVC plates applied at 3 ft <sup>2</sup> (1.5x2-ft grid, staggered)	---	---	FiberTite, FiberTite-XT, FiberTite-SM, FiberTite-XTreme, Style 80 or Style 80-M	Welded to <i>isoweld</i> FI-P-16.0-PVC plates with <i>isoweld</i> Induction Bonding Tool. Laps are sealed with 1½-inch heat weld	82.5
S-20	Grade 40 Steel	Min. 1½-inch-thick Atlas Roofing "ACFoam II" or Seaman's "FTR-Value A" polyisocyanurate insulation	FTR Magnum fasteners with FTR IW-Plates or SFS Dekfast DF-#15-PH3 fasteners with <i>isoweld</i> FI-P-6.8-PVC plates applied at 6-inch o.c. in rows 60-inch o.c.	---	---	FiberTite, FiberTite-XT, FiberTite-SM, FiberTite-XTreme, Style 80 or Style 80-M	Welded to FTR IW-Plates or <i>isoweld</i> FI-P-6.8-PVC plates with <i>isoweld</i> Induction Bonding Tool. Laps are sealed with 1½-inch heat weld	90.
S-21	Grade 80 Steel	Min. 1½-inch-thick Atlas Roofing "ACFoam II" or Seaman's "FTR-Value A" polyisocyanurate insulation	FTR Magnum fasteners with FTR IW-Plates or SFS BS 6.1 or Dekfast DF-#15-PH3 fasteners with <i>isoweld</i> FI-P-6.8-PVC plates applied at 6-inch o.c. in rows 60-inch o.c.	---	---	FiberTite, FiberTite-XT, FiberTite-SM, FiberTite-XTreme, Style 80 or Style 80-M	Welded to FTR IW-Plates or <i>isoweld</i> FI-P-6.8-PVC plates with <i>isoweld</i> Induction Bonding Tool. Laps are sealed with 1½-inch heat weld	90
S-22	Grade 80 Steel	Min. 1½-inch-thick Atlas Roofing "ACFoam II" or Seaman's "FTR-Value A" polyisocyanurate insulation	SFS BS 6.1 fasteners with <i>isoweld</i> FI-P-16.0-PVC plates applied at 6-inch o.c. in rows 60-inch o.c.	---	---	FiberTite, FiberTite-XT, FiberTite-SM, FiberTite-XTreme, Style 80 or Style 80-M	Welded to <i>isoweld</i> FI-P-16.0-PVC plates with <i>isoweld</i> Induction Bonding Tool. Laps are sealed with 1½-inch heat weld	90

For SI: 1 inch = 25.4, 1 psf=47.88 Pa



TABLE 8 – WIND RESISTANCE ASSEMBLIES – HEAT WELDED ROOFING SYSTEMS<sup>1,2</sup> (Continued)

SYSTEM NO.	DECK	INSULATIONS		COVERBOARDS		MEMBRANES		ALLOWABLE WIND UPLIFT (psf)
		TYPE	ATTACHMENT	TYPE	ATTACHMENT	TYPE	ATTACHMENT	
S-23	Grade 80 Steel	Min. 2.0-inch-thick Johns-Manville "ENRGY 3" or Atlas Roofing "ACFoam II" or Hunter "H-Shield" or Seaman's "FTR-Value H", "FTR-Value A" or "FTR-Value" polyisocyanurate insulation	FTR #14 fasteners with FiberTite 3" Steel Plates or SFS Dekfast DF-#14-PH3 fasteners with Dekfast PLT-R-3 Plates applied at 1 ft <sup>2</sup>	Min. 1/4-inch-thick Georgia-Pacific Gypsum "DensDeck Prime" or USG "SECUROCK Gypsum Fiber Roof Board"	FTR 601, Millennium One Step Adhesive, or Polyset Board-Max, 6 inches o.c.	FiberTite, FiberTite-XT, FiberTite-SM, FiberTite-XTreme, Style 80 or Style 80-M	Adhered with FTR-190e Bonding Adhesive roller-applied to both the underside of the roof cover and the insulation at 1 gal/100 ft <sup>2</sup> .	90
						FiberTite-FB, FiberTite-XT FB, FiberTite-SM FB, FiberTite-XTreme FB, Style 80 FB or Style 80-M FB	Adhered with FTR-290 solvent adhesive at a rate of 1 gal per 100 ft <sup>2</sup> or hot asphalt or or spatter-applied with Polyset CR-20 or FTR-601 PG at 4 lb/sq.	
				Min. 1/4-inch-thick USG "SECUROCK Gypsum Fiber Roof Board"		FiberTite, FiberTite-XT, FiberTite-SM, FiberTite-XTreme, Style 80 or Style 80-M	Adhered with Alpha-Tite Bonding Adhesive roller-applied to both the underside of the roof cover and the insulation at 1 gal/100 ft <sup>2</sup> .	
C-1	Concrete	Min. 1 1/2-inch-thick Johns-Manville "ENRGY 3" or Atlas Roofing "ACFoam II" or Hunter "H-Shield" or Seaman's "FTR-Value H", "FTR-Value A" or "FTR-Value" polyisocyanurate insulation	FTR #14 or FTR Magnum fasteners with FTR IW-Plates or SFS Dekfast DF-#14-PH3, Dekfast DF-#15-PH3 or TI-T25 fasteners with <i>isoweld</i> FI-P-6.8-PVC or <i>isoweld</i> FI-P-16.0-PVC plates applied at 12-inch o.c. in rows 60-inch o.c.	---	---	FiberTite, FiberTite-XT, FiberTite-SM, FiberTite-XTreme, Style 80 or Style 80-M	Welded to FTR IW-Plates, <i>isoweld</i> FI-P-6.8-PVC or <i>isoweld</i> FI-P-16.0-PVC plates with <i>isoweld</i> Induction Bonding Tool. Laps are sealed with 1 1/2-inch heat weld	45
C-2	Concrete	Min. 1 1/2-inch-thick Atlas Roofing "ACFoam II" or Seaman's "FTR-Value A" polyisocyanurate insulation	FTR #14 or FTR Magnum fasteners with FTR IW-Plates or SFS Dekfast DF-#14-PH3, Dekfast DF-#15-PH3 or TI-T25 fasteners with <i>isoweld</i> FI-P-6.8-PVC or <i>isoweld</i> FI-P-16.0-PVC plates applied at 4 ft <sup>2</sup> (2x2-ft grid, staggered)	---	---	FiberTite, FiberTite-XT, FiberTite-SM, FiberTite-XTreme, Style 80 or Style 80-M	Welded to FTR IW-Plates, <i>isoweld</i> FI-P-6.8-PVC or <i>isoweld</i> FI-P-16.0-PVC plates with <i>isoweld</i> Induction Bonding Tool. Laps are sealed with 1 1/2-inch heat weld	52.5
C-3	Concrete	Min. 1 1/2-inch-thick Atlas Roofing "ACFoam II" or Seaman's "FTR-Value A" polyisocyanurate insulation	FTR #14 or FTR Magnum fasteners with FTR IW-Plates or SFS Dekfast DF-#14-PH3, Dekfast DF-#15-PH3 or TI-T25 fasteners with <i>isoweld</i> FI-P-6.8-PVC plates applied at 6 ft <sup>2</sup> (2x3-ft grid, staggered)	---	---	FiberTite, FiberTite-XT, FiberTite-SM, FiberTite-XTreme, Style 80 or Style 80-M	Welded to FTR IW-Plates or <i>isoweld</i> FI-P-6.8-PVC plates with <i>isoweld</i> Induction Bonding Tool. Laps are sealed with 1 1/2-inch heat weld	52.5

For SI: 1 inch = 25.4, 1 psf=47.88 Pa

TABLE 8 – WIND RESISTANCE ASSEMBLIES – HEAT WELDED ROOFING SYSTEMS<sup>1,2</sup> (Continued)

SYSTEM NO.	DECK	INSULATIONS		COVERBOARDS		MEMBRANES		ALLOWABLE WIND UPLIFT (psf)
		TYPE	ATTACHMENT	TYPE	ATTACHMENT	TYPE	ATTACHMENT	
C-4	Concrete	Min. 1 1/2-inch-thick Atlas Roofing "ACFoam II" or Seaman's "FTR-Value A" polyisocyanurate insulation	FTR #14 or FTR Magnum fasteners with FTR IW-Plates or SFS Dekfast DF-#14-PH3, Dekfast DF-#15-PH3 or TI-T25 fasteners with <i>isoweld</i> FI-P-6.8-PVC or <i>isoweld</i> FI-P-16.0-PVC plates applied at 3 ft <sup>2</sup> (1.5x2-ft grid, staggered)	---	---	FiberTite, FiberTite-XT, FiberTite-SM, FiberTite-XTreme, Style 80 or Style 80-M	Welded to FTR IW-Plates, <i>isoweld</i> FI-P-6.8-PVC or <i>isoweld</i> FI-P-16.0-PVC plates with <i>isoweld</i> Induction Bonding Tool. Laps are sealed with 1 1/2-inch heat weld	82.5
C-5	Concrete	Min. 1 1/2-inch-thick Atlas Roofing "ACFoam II" or Seaman's "FTR-Value A" polyisocyanurate insulation	FTR #14 or FTR Magnum fasteners with FTR IW-Plates or SFS Dekfast DF-#14-PH3, Dekfast DF-#15-PH3 or TI-T25 fasteners with <i>isoweld</i> FI-P-6.8-PVC or <i>isoweld</i> FI-P-16.0-PVC plates applied at 6-inch o.c. in rows 60-inch o.c.	---	---	FiberTite, FiberTite-XT, FiberTite-SM, FiberTite-XTreme, Style 80 or Style 80-M	Welded to FTR IW-Plates, <i>isoweld</i> FI-P-6.8-PVC or <i>isoweld</i> FI-P-16.0-PVC plates with <i>isoweld</i> Induction Bonding Tool. Laps are sealed with 1 1/2-inch heat weld	82.5

For SI: 1 inch = 25.4, 1 psf=47.88 Pa

<sup>1</sup>Insulation and fasteners must be FM-approved. Foam plastic insulation must be UL-classified foamed plastic for roofing systems, and must be limited to the maximum thickness in accordance with Section 5.4 of this report or the maximum thickness in accordance with this table, whichever is less. Polyisocyanurate insulation boards must comply with ASTM C1289 Type I or II.

<sup>2</sup>Steel deck must be minimum No. 22 gage galvanized steel [0.030 inch (0.76 mm)]. Concrete must have a minimum compressive strength ( $f_c$ ) of 2500 psi [minimum of 24 MPa is required under ADIBC Appendix L, Section 5.1.1]. See Section 5.6.

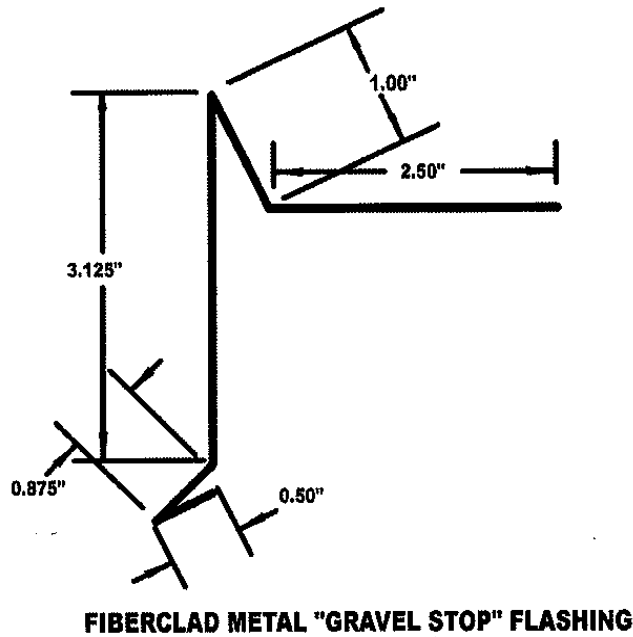
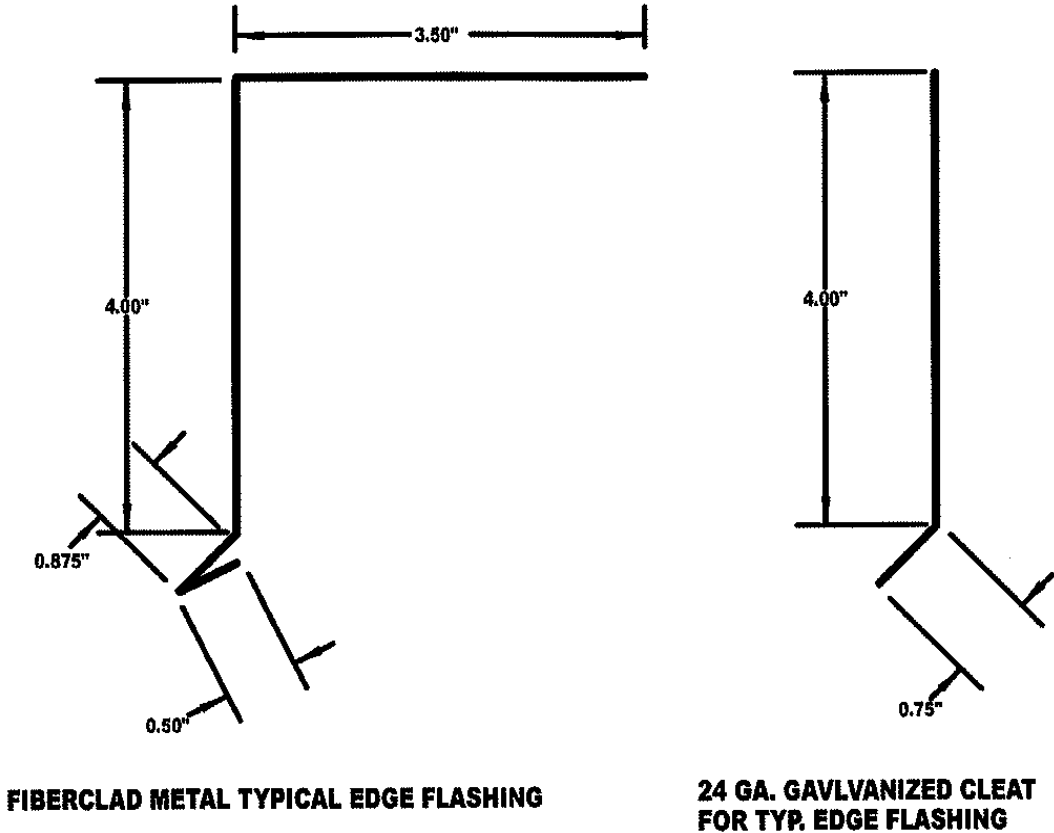


FIGURE 1—EDGE SECUREMENT DETAILS

DIVISION: 07 00 00—THERMAL AND MOISTURE PROTECTION

Section: 07 54 00—Thermoplastic Membrane Roofing

## REPORT HOLDER:

SEAMAN CORPORATION

## EVALUATION SUBJECT:

FIBERTITE® AND STYLE 80® SINGLE-PLY ROOFING MEMBRANES: FIBERTITE®, FIBERTITE®-XT, FIBERTITE®-SM, FIBERTITE®-XTREME, FIBERTITE®-XTREME FB, FIBERTITE®-FB, FIBERTITE®-XT FB, FIBERTITE®-SM FB, STYLE 80®, STYLE 80®-M, STYLE 80® FB AND STYLE 80®-M FB

## 1.0 REPORT PURPOSE AND SCOPE

## Purpose:

The purpose of this evaluation report supplement is to indicate that the Fibertite® and Style 80® roofing membranes, described in ICC-ES evaluation report [ESR-1456](#), have also been evaluated for compliance with the codes noted below.

## Applicable code edition:

- 2022 California Building Code (CBC)

For evaluation of applicable Chapters adopted by the California Office of Statewide Health Planning and Development (OSHPD) AKA: California Department of Health Care Access and Information (HCAI) and the Division of State Architect (DSA), see Sections 2.1.1 and 2.1.2 below.

## 2.0 CONCLUSIONS

## 2.1 CBC:

The Fibertite® and Style 80® roofing membranes, described in Sections 2.0 through 7.0 of the evaluation report [ESR-1456](#), comply with CBC Chapter 15, provided the design and installation are in accordance with the 2021 *International Building Code*® (IBC) provisions noted in the evaluation report and the additional requirements of CBC Chapters 15, 16 and 17, as applicable.

**2.1.1 OSHPD:** The applicable OSHPD Sections and Chapters of the CBC are beyond the scope of this supplement.

**2.1.2 DSA:** The applicable DSA Sections and Chapters of the CBC are beyond the scope of this supplement.

This supplement expires concurrently with the evaluation report, reissued August 2025.